

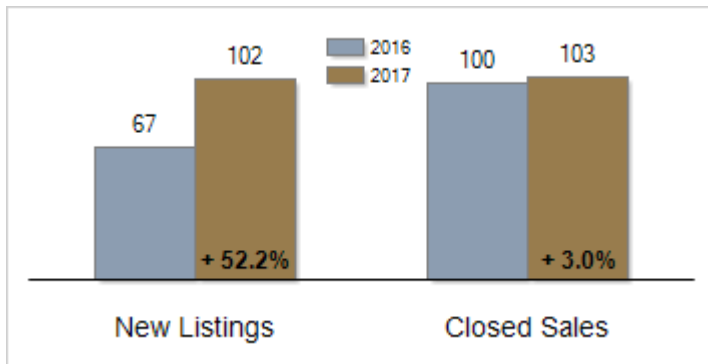


Patterson-Schwartz Real Estate Residential Market Update

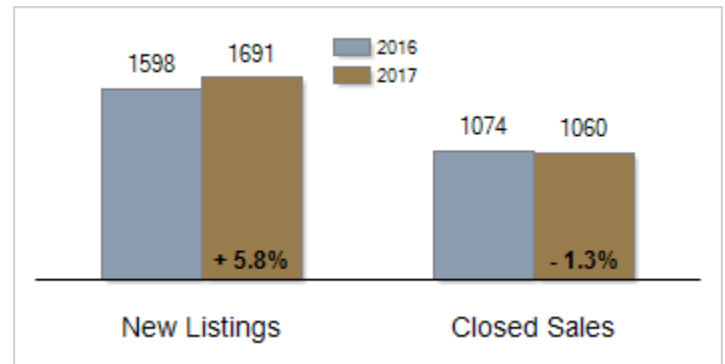
As of Wednesday, December 13, 2017 1:54:23 PM

Southern Chester Counties	November			Year To Date		
	2016	2017	Change	2016	2017	Change
New Listings	67	102	+ 52.2%	1598	1691	+ 5.8%
Closed Sales	100	103	+ 3.0%	1074	1060	- 1.3%
Pending Sales	62	66	+ 6.5%	1081	1107	+ 2.4%
Median Sales Price	\$346,500	\$350,000	+ 1.0%	\$340,000	\$362,500	+ 6.6%
% of Original List Price Received at Sale	93.7%	95.0%	+ 1.3%	94.0%	94.2%	+ 0.2%
Average Days on Market Until Sale	73	73	+ 0.0%	75	68	- 9.3%
Total Residential Listing Inventory (as of 11/30)	482	495	+ 2.7%			
Single-Family Detached Inventory (as of 11/30)	415	402	- 3.1%			

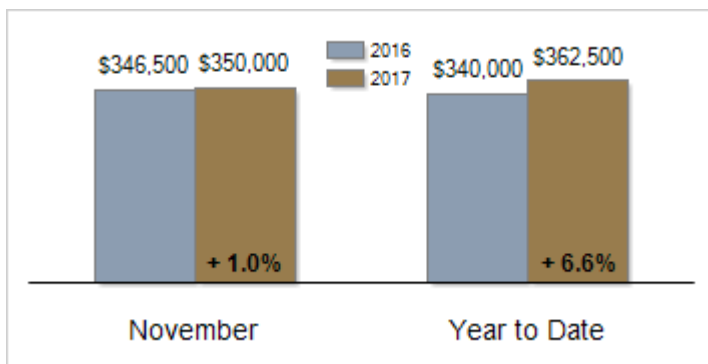
Activity: November



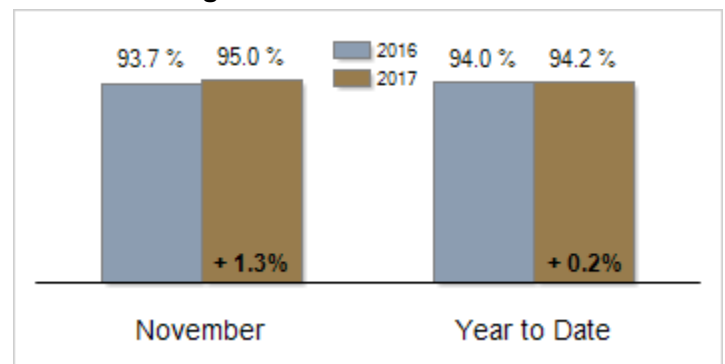
Activity: Year to Date



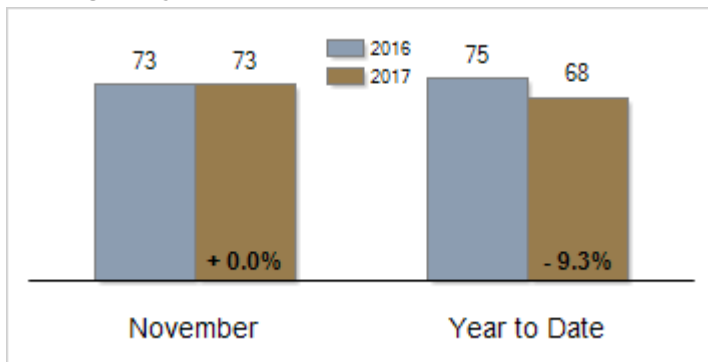
Median Sales Price



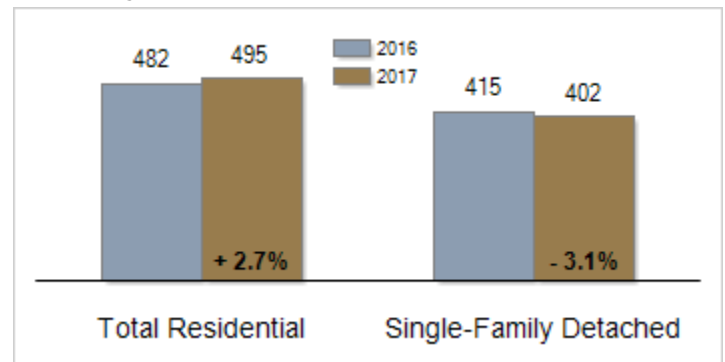
Percent of Original List Price Received at Sale



Average Days on Market Until Sale



Inventory of Homes for Sale: November



All information presented is based on data supplied by TRend MLS. TRend MLS does not guarantee nor is it responsible for its accuracy. Data maintained by the MLS may not reflect all real estate activities in the market. Information is deemed reliable but not guaranteed.