

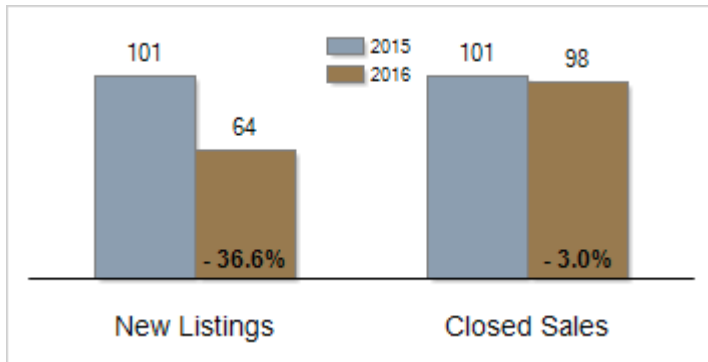


Patterson-Schwartz Real Estate Residential Market Update

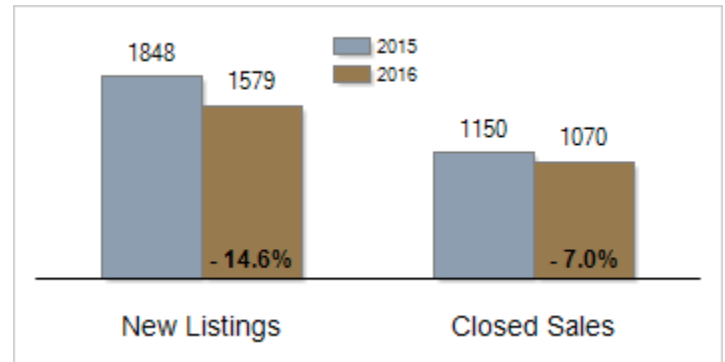
As of Friday, December 09, 2016 4:14:08 PM

Southern Chester Counties	November			Year To Date		
	2015	2016	Change	2015	2016	Change
New Listings	101	64	- 36.6%	1848	1579	- 14.6%
Closed Sales	101	98	- 3.0%	1150	1070	- 7.0%
Pending Sales	65	54	- 16.9%	1183	1069	- 9.6%
Median Sales Price	\$351,647	\$345,000	- 1.9%	\$350,500	\$340,000	- 3.0%
% of Original List Price Received at Sale	93.9%	93.6%	- 0.3%	95.3%	93.9%	- 1.4%
Average Days on Market Until Sale	86	72	- 16.3%	77	75	- 2.6%
Total Residential Listing Inventory (as of 11/30)	625	457	- 26.9%			
Single-Family Detached Inventory (as of 11/30)	530	390	- 26.4%			

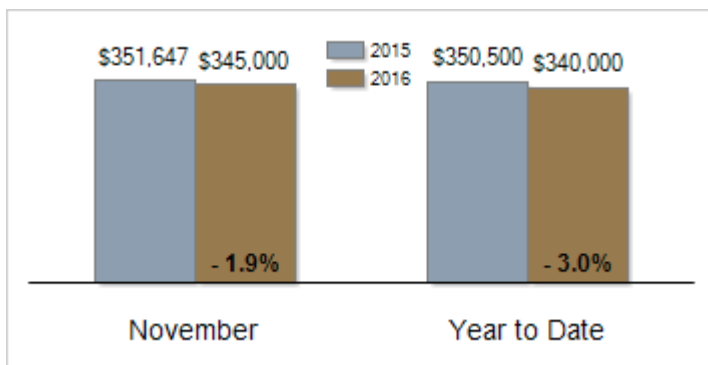
Activity: November



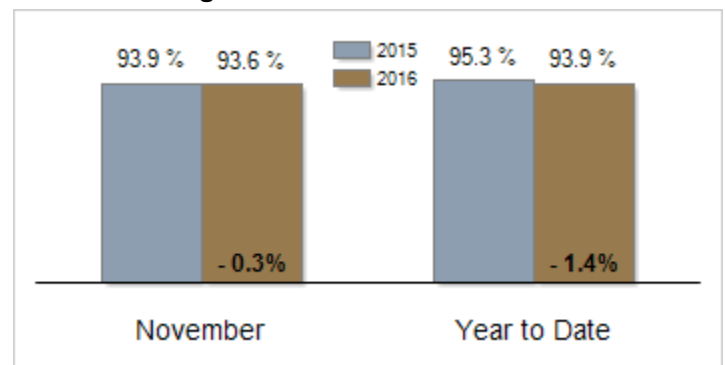
Activity: Year to Date



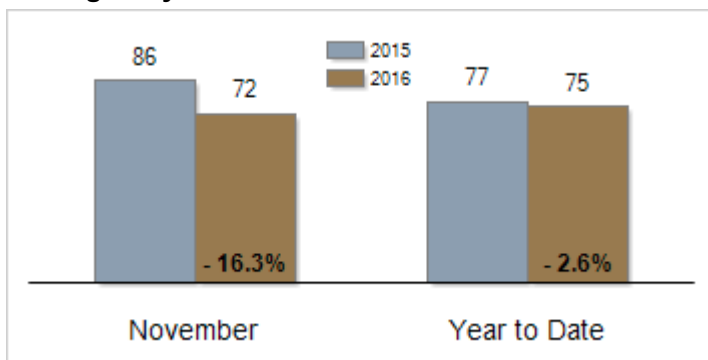
Median Sales Price



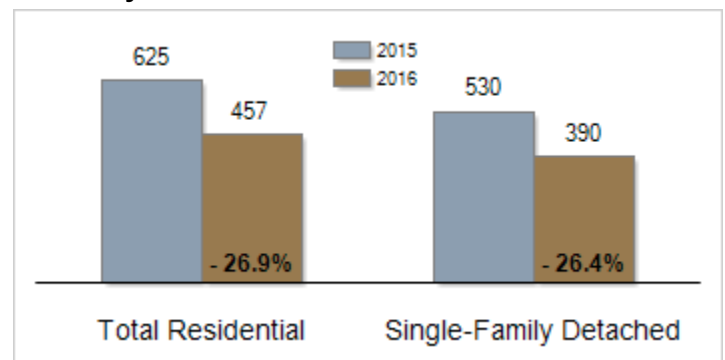
Percent of Original List Price Received at Sale



Average Days on Market Until Sale



Inventory of Homes for Sale: November



All information presented is based on data supplied by TReND MLS. TReND MLS does not guarantee nor is it responsible for its accuracy. Data maintained by the MLS may not reflect all real estate activities in the market. Information is deemed reliable but not guaranteed.