



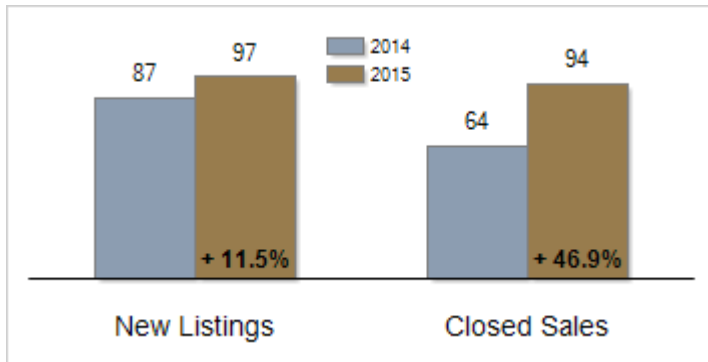
Patterson-Schwartz Real Estate

Residential Market Update

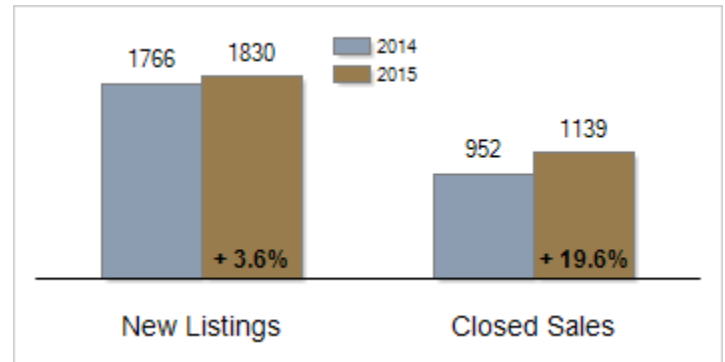
As of Friday, December 11, 2015 8:46:26 AM

Southern Chester Counties	November			Year To Date		
	2014	2015	Change	2014	2015	Change
New Listings	87	97	+ 11.5%	1766	1830	+ 3.6%
Closed Sales	64	94	+ 46.9%	952	1139	+ 19.6%
Pending Sales	56	57	+ 1.8%	993	1173	+ 18.1%
Median Sales Price	\$299,212	\$350,500	+ 17.1%	\$339,250	\$350,000	+ 3.2%
% of Original List Price Received at Sale	91.6%	93.0%	+ 1.4%	94.3%	95.2%	+ 0.9%
Average Days on Market Until Sale	92	88	- 4.3%	74	77	+ 4.1%
Total Residential Listing Inventory (as of 11/30)	675	590	- 12.6%			
Single-Family Detached Inventory (as of 11/30)	576	501	- 13.0%			

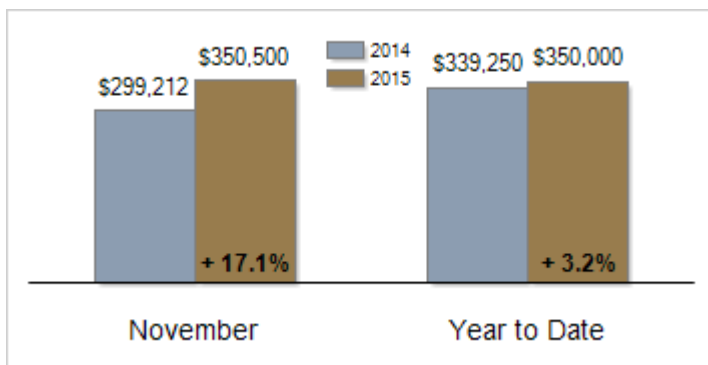
Activity: November



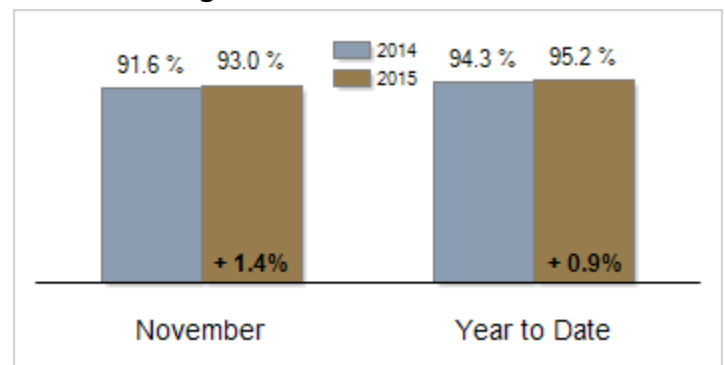
Activity: Year to Date



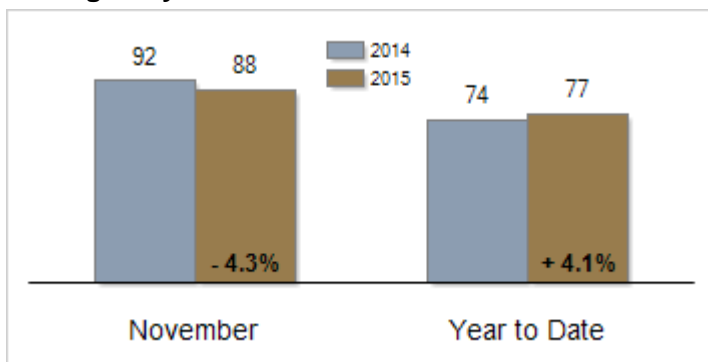
Median Sales Price



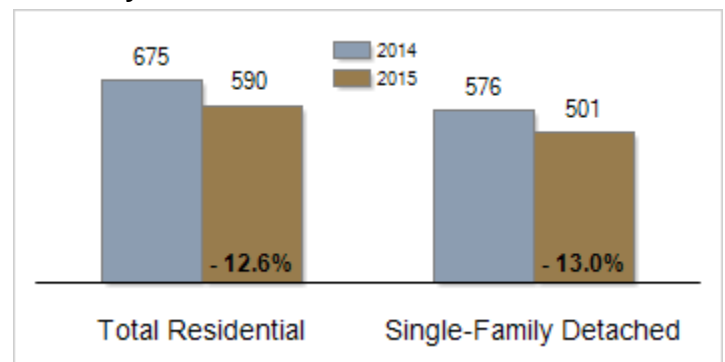
Percent of Original List Price Received at Sale



Average Days on Market Until Sale



Inventory of Homes for Sale: November



All information presented is based on data supplied by TReND MLS. TReND MLS does not guarantee nor is it responsible for its accuracy. Data maintained by the MLS may not reflect all real estate activities in the market. Information is deemed reliable but not guaranteed.