

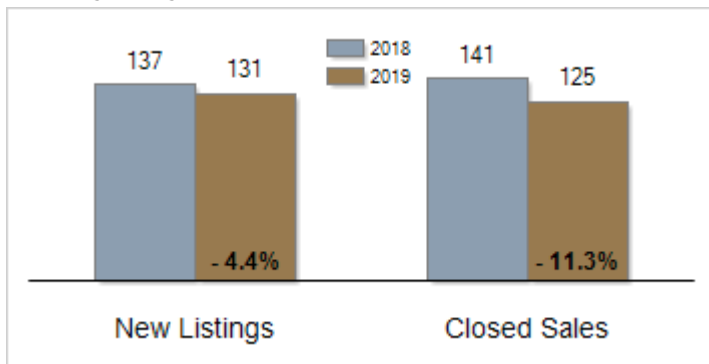


Patterson-Schwartz Real Estate Residential Market Update

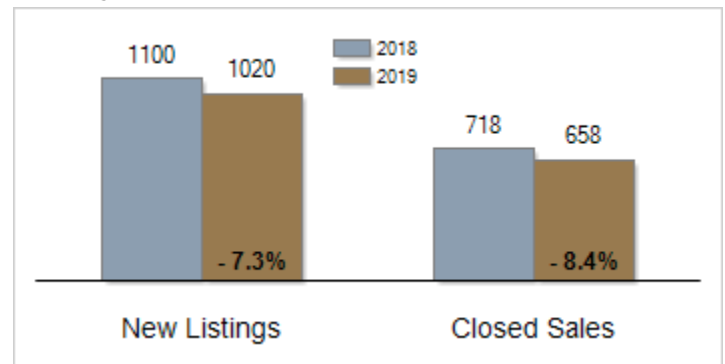
As of Wednesday, August 07, 2019 4:00:57 PM

Southern Chester Counties	July			Year To Date		
	2018	2019	Change	2018	2019	Change
New Listings	137	131	- 4.4%	1100	1020	- 7.3%
Closed Sales	141	125	- 11.3%	718	658	- 8.4%
Pending Sales	115	68	- 40.9%	799	744	- 6.9%
Median Sales Price	\$380,000	\$391,750	+ 3.1%	\$369,950	\$386,707	+ 4.5%
% of Original List Price Received at Sale	97.3%	97.1%	- 0.2%	95.9%	96.4%	+ 0.5%
Average Days on Market Until Sale	40	72	+ 80.0%	71	76	+ 7.0%

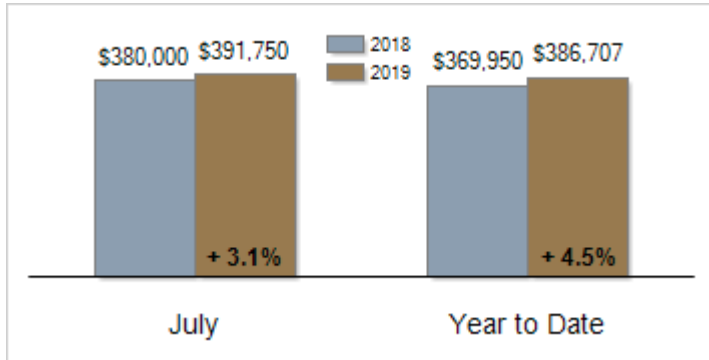
Activity: July



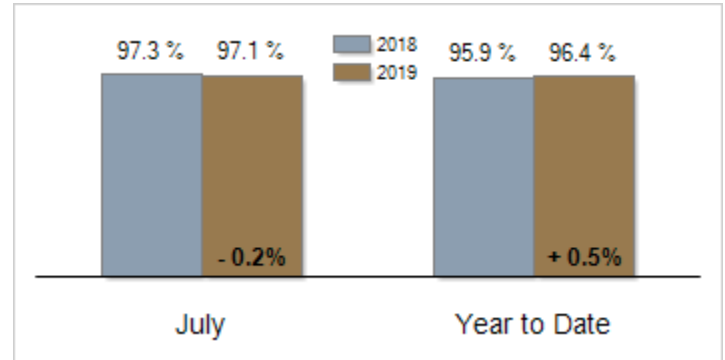
Activity: Year to Date



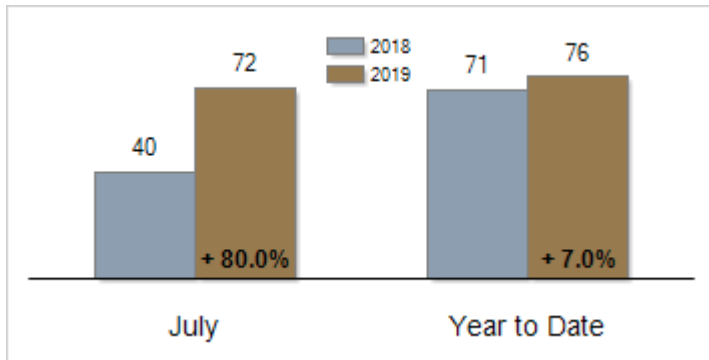
Median Sales Price



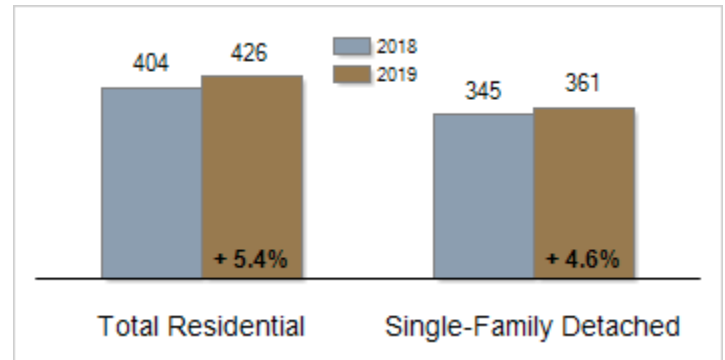
Percent of Original List Price Received at Sale



Average Days on Market Until Sale



Inventory of Homes for Sale: July



All information presented is based on data supplied by BRIGHT MLS. BRIGHT MLS does not guarantee nor is it responsible for its accuracy. Data maintained by the MLS may not reflect all real estate activities in the market. Information is deemed reliable but not guaranteed.