



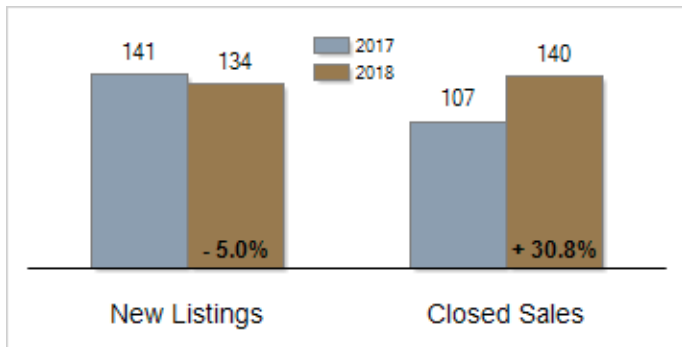
Patterson-Schwartz Real Estate

Residential Market Update

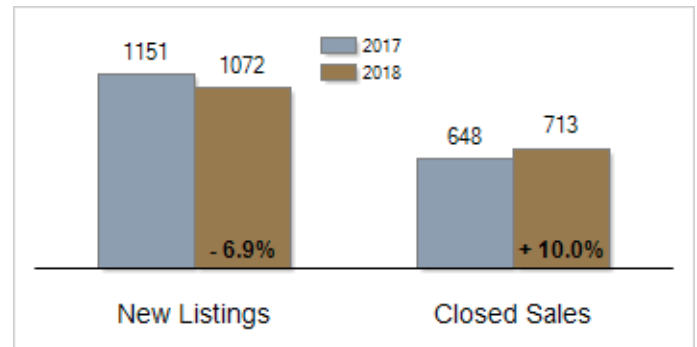
As of Saturday, August 11, 2018 10:44:24 AM

Southern Chester Counties	July			Year To Date		
	2017	2018	Change	2017	2018	Change
New Listings	141	134	- 5.0%	1151	1072	- 6.9%
Closed Sales	107	140	+ 30.8%	648	713	+ 10.0%
Pending Sales	101	101	+ 0.0%	740	780	+ 5.4%
Median Sales Price	\$360,000	\$379,495	+ 5.4%	\$360,000	\$370,000	+ 2.8%
% of Original List Price Received at Sale	95.4%	97.8%	+ 2.4%	93.5%	96.0%	+ 2.5%
Average Days on Market Until Sale	49	42	- 14.3%	70	74	+ 5.7%
Total Residential Listing Inventory (as of 07/31)	591	459	- 22.3%			
Single-Family Detached Inventory (as of 07/31)	494	393	- 20.4%			

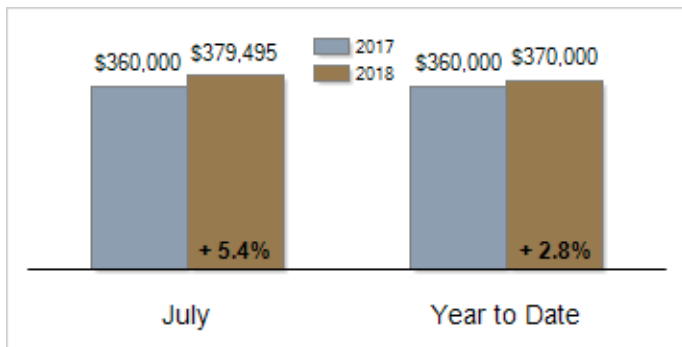
Activity: July



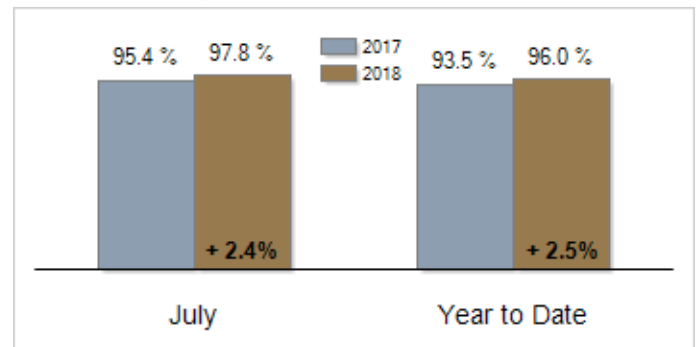
Activity: Year to Date



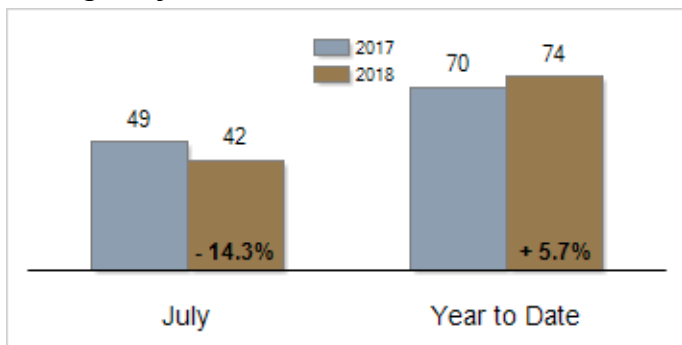
Median Sales Price



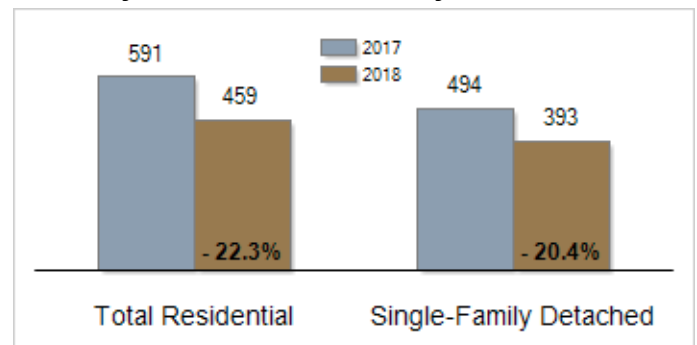
Percent of Original List Price Received at Sale



Average Days on Market Until Sale



Inventory of Homes for Sale: July



All information presented is based on data supplied by TReND MLS. TReND MLS does not guarantee nor is it responsible for its accuracy. Data maintained by the MLS may not reflect all real estate activities in the market. Information is deemed reliable but not guaranteed.