



Patterson-Schwartz Real Estate Residential Market Update

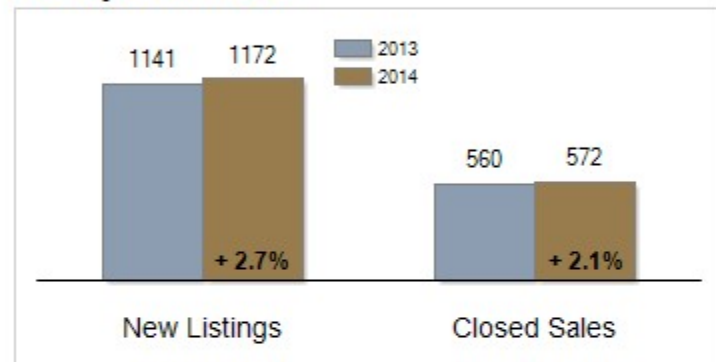
As of Wednesday, August 13, 2014 9:54:01 AM

Southern Chester Counties	July			Year To Date		
	2013	2014	Change	2013	2014	Change
New Listings	136	151	+ 11.0%	1141	1172	+ 2.7%
Closed Sales	112	113	+ 0.9%	560	572	+ 2.1%
Pending Sales	84	87	+ 3.6%	649	654	+ 0.8%
Median Sales Price	\$348,250	\$360,000	+ 3.4%	\$324,500	\$335,000	+ 3.2%
% of Original List Price Received at Sale	96.8%	94.9%	- 1.9%	93.4%	94.6%	+ 1.2%
Average Days on Market Until Sale	66	54	- 18.2%	106	73	- 31.1%
Total Residential Listing Inventory (as of 07/31)	681	697	+ 2.3%			
Single-Family Detached Inventory (as of 07/31)	603	621	+ 3.0%			

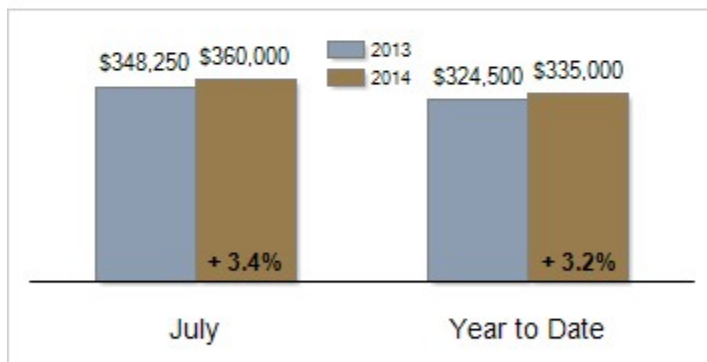
Activity: July



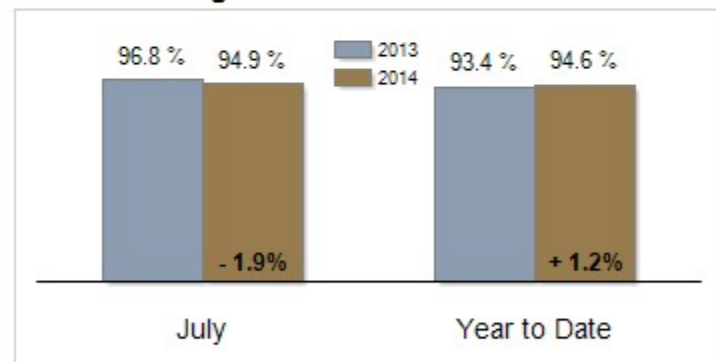
Activity: Year to Date



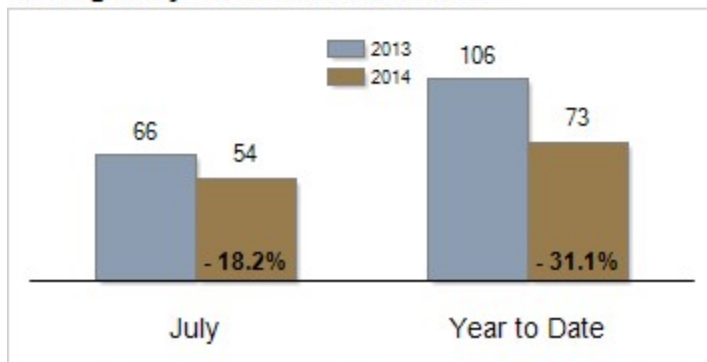
Median Sales Price



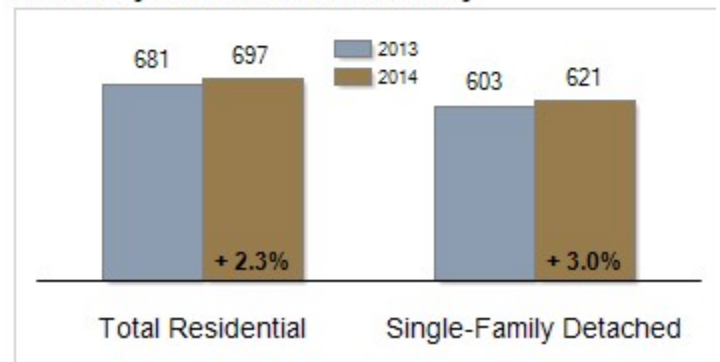
Percent of Original List Price Received at Sale



Average Days on Market Until Sale



Inventory of Homes for Sale: July



All information presented is based on data supplied by TREND MLS. TREND MLS does not guarantee nor is it responsible for its accuracy. Data maintained by the MLS may not reflect all real estate activities in the market. Information is deemed reliable but not guaranteed.