Patterson-Schwartz Real Estate
Residential Market Update

As of Monday, April 6, 2020 11:36:07 AM

Southern Chester Counties	March			Year To Date		
	2019	2020	Change	2019	2020	Change
New Listings	152	143	- 5.9%	362	365	+ 0.8%
Closed Sales	82	81	- 1.2%	185	217	+ 17.3%
Pending Sales	130	79	- 39.2%	280	245	- 12.5%
Median Sales Price	$346,500	$395,000	+ 14.0%	$345,000	$395,000	+ 14.5%
% of Original List Price Received at Sale	96.7%	94.4%	- 2.3%	96.1%	93.4%	- 2.7%
Average Days on Market Until Sale	62	77	+ 24.2%	70	75	+ 7.1%
Total Residential Listing Inventory (as of 03/31)	286	323	+ 12.9%			
Single-Family Detached Inventory (as of 03/31)	231	254	+ 10.0%			

Activity: March

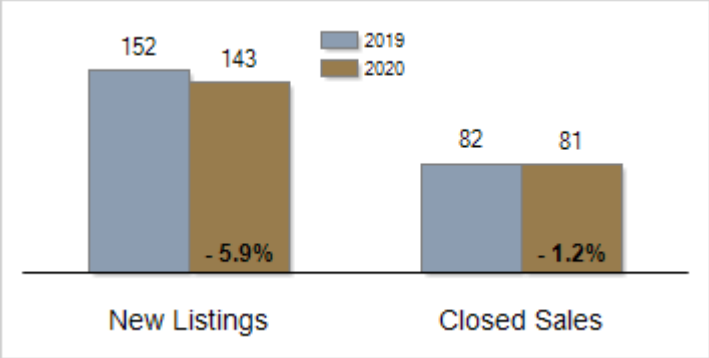

Activity: Year to Date

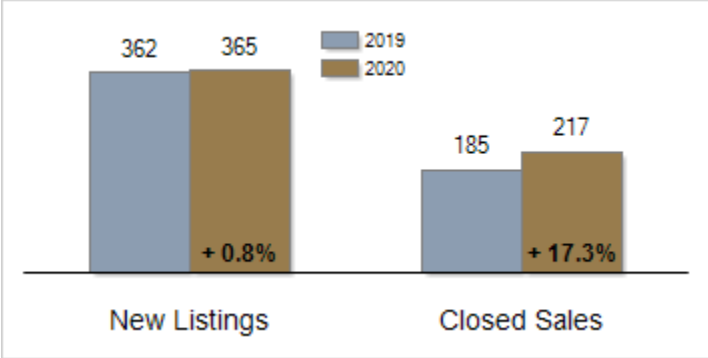

Median Sales Price

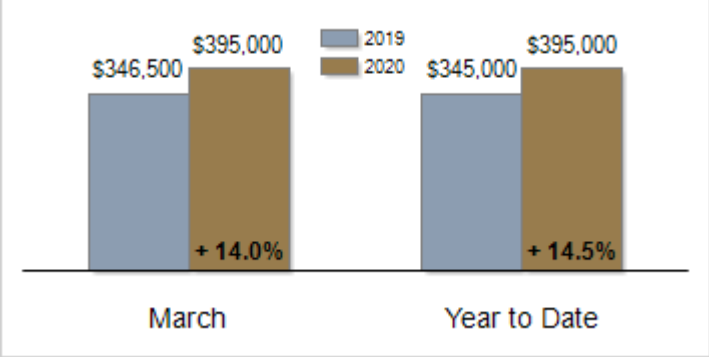

Percent of Original List Price Received at Sale

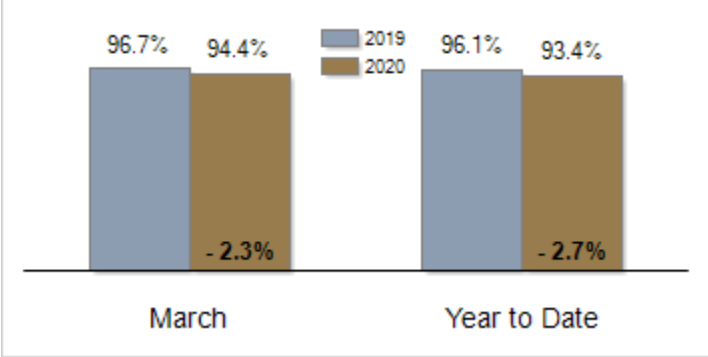

Average Days on Market Until Sale

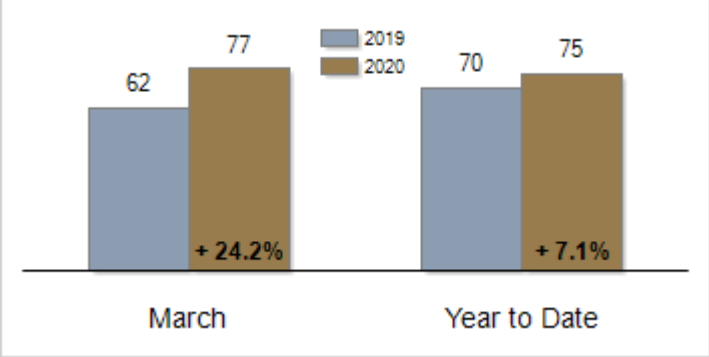

Inventory of Homes for Sale: March

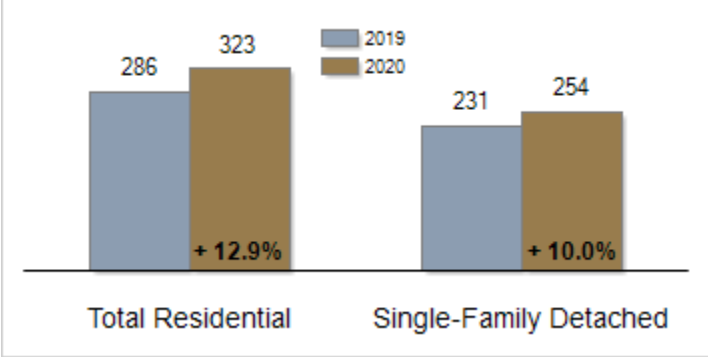

All information presented is based on data supplied by BRIGHT MLS. BRIGHT MLS does not guarantee nor is it responsible for its accuracy.
Data maintained by the MLS may not reflect all real estate activities in the market. Information is deemed reliable but not guaranteed.