

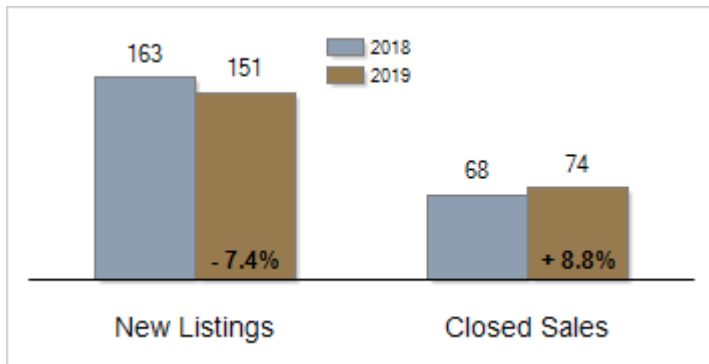


# Patterson-Schwartz Real Estate Residential Market Update

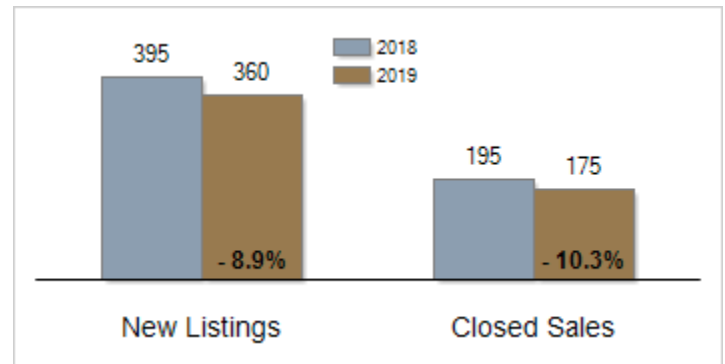
As of Wednesday, April 10, 2019 3:59:09 PM

Southern Chester Counties	March			Year To Date		
	2018	2019	Change	2018	2019	Change
<b>New Listings</b>	163	151	- 7.4%	395	360	- 8.9%
<b>Closed Sales</b>	68	74	+ 8.8%	195	175	- 10.3%
<b>Pending Sales</b>	139	101	- 27.3%	278	248	- 10.8%
<b>Median Sales Price</b>	\$339,500	\$352,500	+ 3.8%	\$360,000	\$350,000	- 2.8%
<b>% of Original List Price Received at Sale</b>	96.3%	95.9%	- 0.4%	94.6%	95.8%	+ 1.2%
<b>Average Days on Market Until Sale</b>	80	79	- 1.3%	79	80	+ 1.3%

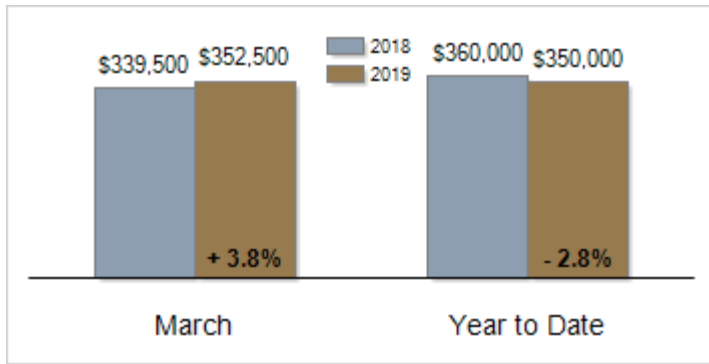
Activity: March



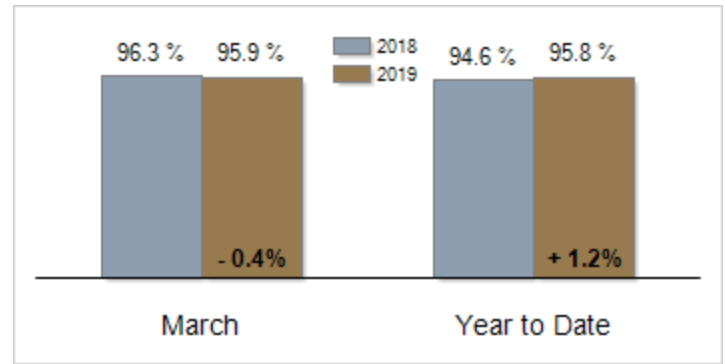
Activity: Year to Date



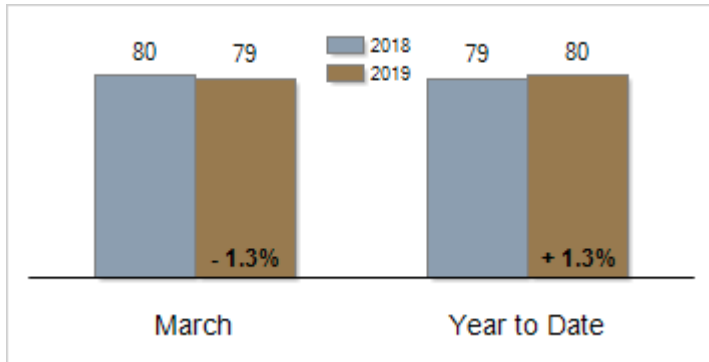
Median Sales Price



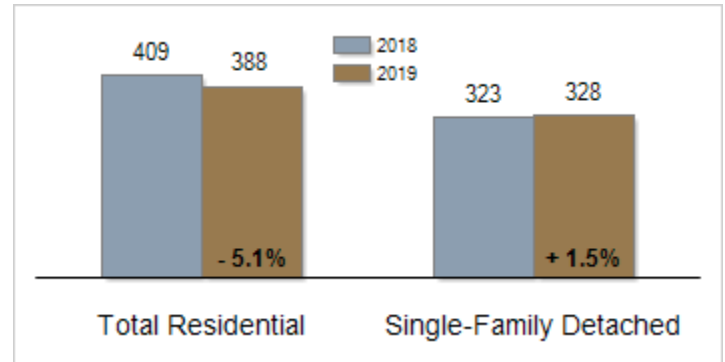
Percent of Original List Price Received at Sale



Average Days on Market Until Sale



Inventory of Homes for Sale: March



All information presented is based on data supplied by BRIGHT MLS. BRIGHT MLS does not guarantee nor is it responsible for its accuracy. Data maintained by the MLS may not reflect all real estate activities in the market. Information is deemed reliable but not guaranteed.