

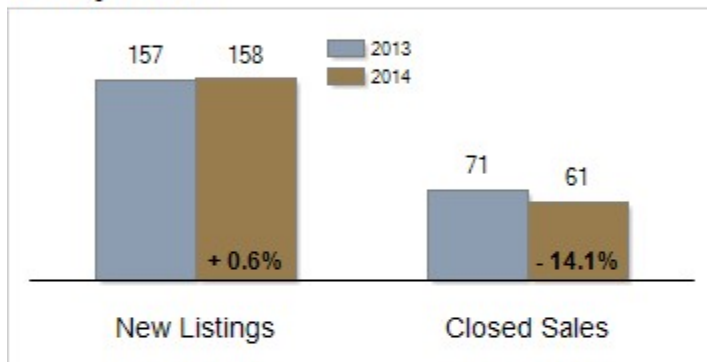


# Patterson-Schwartz Real Estate Residential Market Update

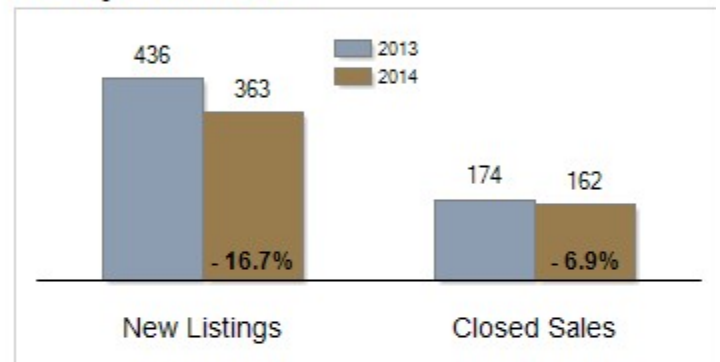
As of Monday, April 14, 2014 9:41:42 AM

Southern Chester Counties	March			Year To Date		
	2013	2014	Change	2013	2014	Change
New Listings	157	158	+ 0.6%	436	363	- 16.7%
Closed Sales	71	61	- 14.1%	174	162	- 6.9%
Pending Sales	92	89	- 3.3%	248	226	- 8.9%
Median Sales Price	\$318,000	\$335,000	+ 5.3%	\$315,000	\$315,477	+ 0.2%
% of Original List Price Received at Sale	91.4%	88.2%	- 3.2%	90.9%	91.2%	+ 0.3%
Average Days on Market Until Sale	133	119	- 10.5%	126	97	- 23.0%
Total Residential Listing Inventory (as of 03/31)	635	560	- 11.8%			
Single-Family Detached Inventory (as of 03/31)	554	499	- 9.9%			

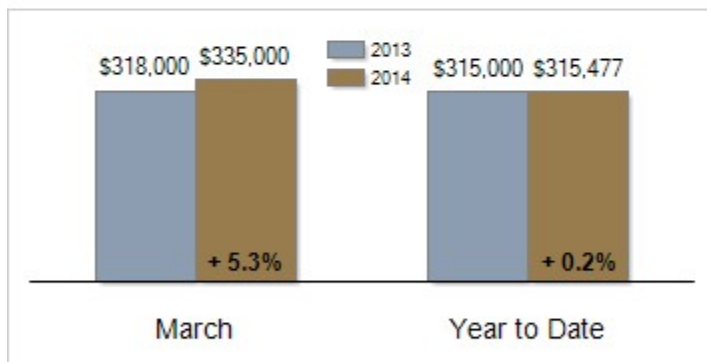
### Activity: March



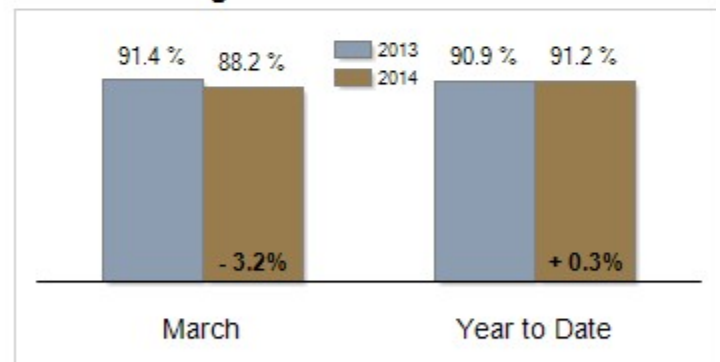
### Activity: Year to Date



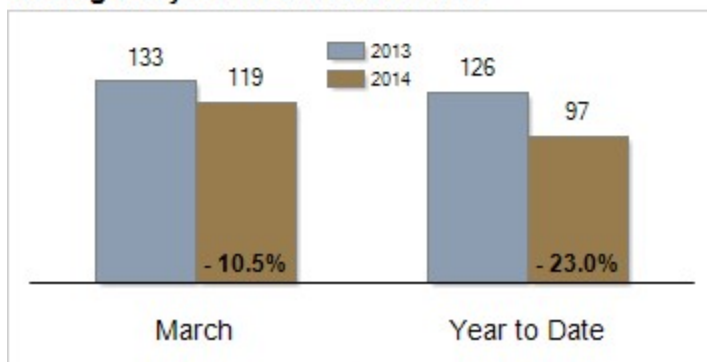
### Median Sales Price



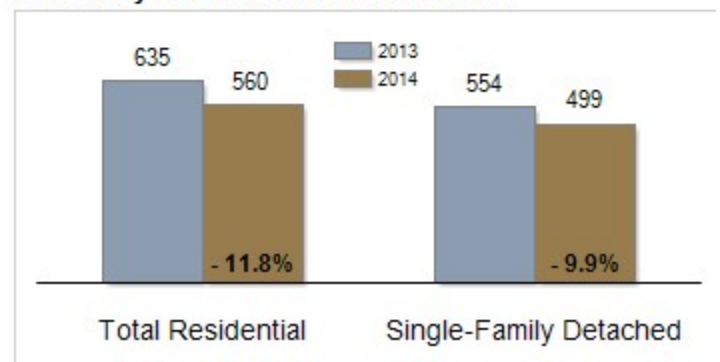
### Percent of Original List Price Received at Sale



### Average Days on Market Until Sale



### Inventory of Homes for Sale: March



All information presented is based on data supplied by TREND MLS. TREND MLS does not guarantee nor is it responsible for its accuracy. Data maintained by the MLS may not reflect all real estate activities in the market. Information is deemed reliable but not guaranteed.