



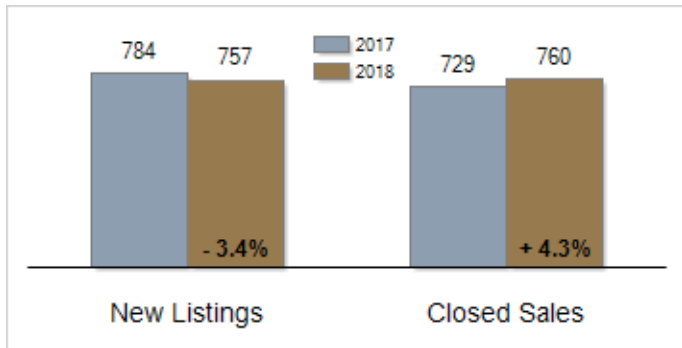
Patterson-Schwartz Real Estate

Residential Market Update

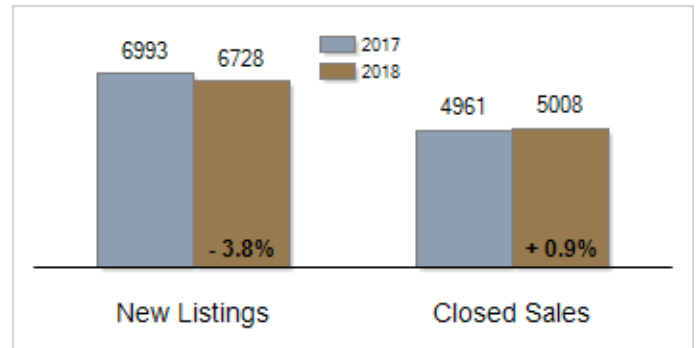
As of Monday, September 10, 2018 10:30:19 AM

All New Castle County	August			Year To Date		
	2017	2018	Change	2017	2018	Change
New Listings	784	757	- 3.4%	6993	6728	- 3.8%
Closed Sales	729	760	+ 4.3%	4961	5008	+ 0.9%
Pending Sales	564	585	+ 3.7%	5236	5227	- 0.2%
Median Sales Price	\$224,900	\$236,898	+ 5.3%	\$220,000	\$225,000	+ 2.3%
% of Original List Price Received at Sale	94.6%	95.7%	+ 1.1%	94.6%	96.4%	+ 1.8%
Average Days on Market Until Sale	49	43	- 12.2%	59	49	- 16.9%
Total Residential Listing Inventory (as of 08/31)	2271	1723	- 24.1%			
Single-Family Detached Inventory (as of 08/31)	1349	1053	- 21.9%			

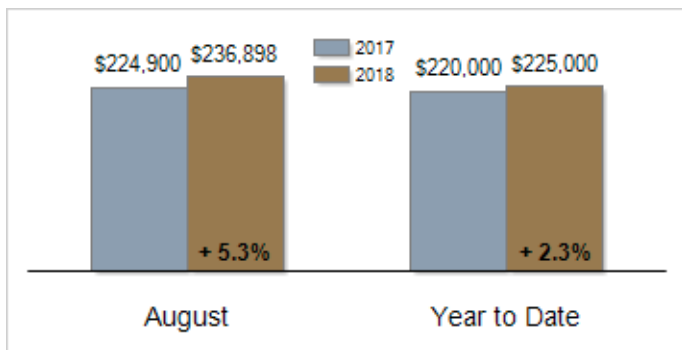
Activity: August



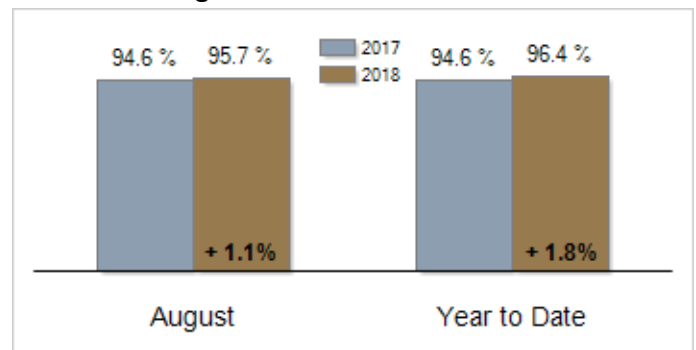
Activity: Year to Date



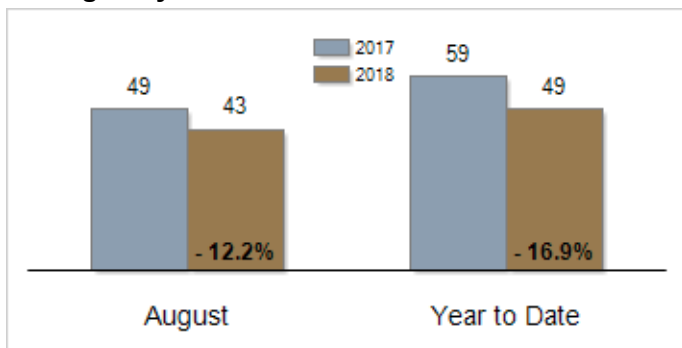
Median Sales Price



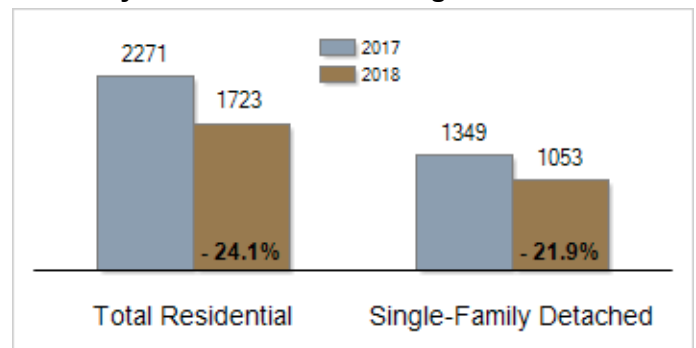
Percent of Original List Price Received at Sale



Average Days on Market Until Sale



Inventory of Homes for Sale: August



All information presented is based on data supplied by TRenD MLS. TRenD MLS does not guarantee nor is it responsible for its accuracy. Data maintained by the MLS may not reflect all real estate activities in the market. Information is deemed reliable but not guaranteed.