



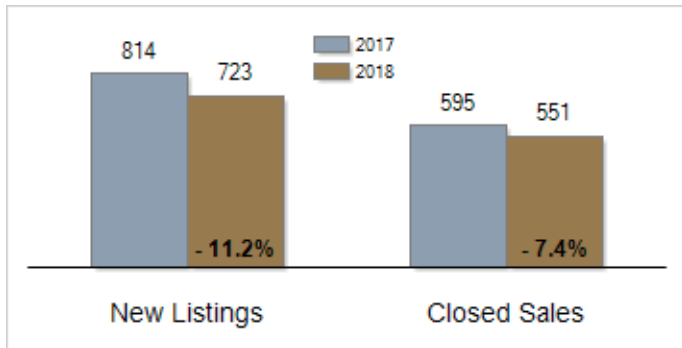
# Patterson-Schwartz Real Estate

## Residential Market Update

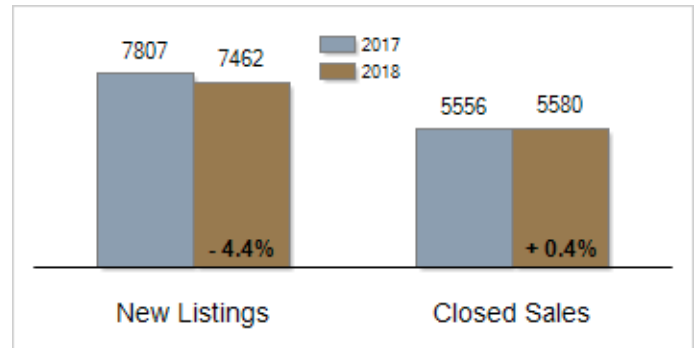
As of Wednesday, October 10, 2018 4:06:29 PM

All New Castle County	September			Year To Date		
	2017	2018	Change	2017	2018	Change
<b>New Listings</b>	814	723	- 11.2%	7807	7462	- 4.4%
<b>Closed Sales</b>	595	551	- 7.4%	5556	5580	+ 0.4%
<b>Pending Sales</b>	531	520	- 2.1%	5767	5790	+ 0.4%
<b>Median Sales Price</b>	\$216,000	\$227,000	+ 5.1%	\$220,000	\$225,000	+ 2.3%
<b>% of Original List Price Received at Sale</b>	96.1%	96.0%	- 0.1%	94.8%	96.4%	+ 1.6%
<b>Average Days on Market Until Sale</b>	48	46	- 4.2%	58	48	- 17.2%
<b>Total Residential Listing Inventory (as of 09/30)</b>	2292	1714	- 25.2%			
<b>Single-Family Detached Inventory (as of 09/30)</b>	1388	1044	- 24.8%			

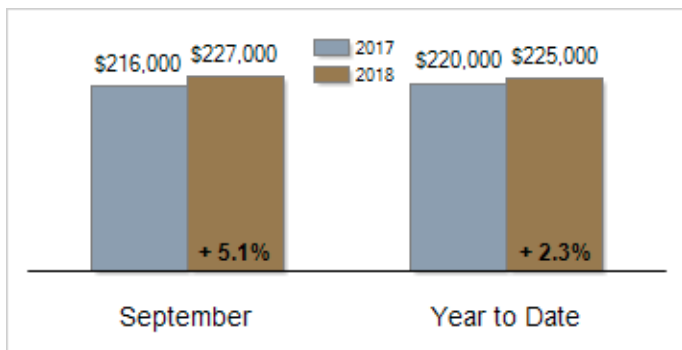
### Activity: September



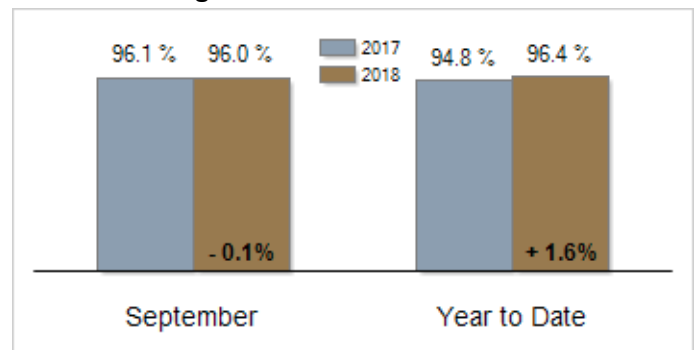
### Activity: Year to Date



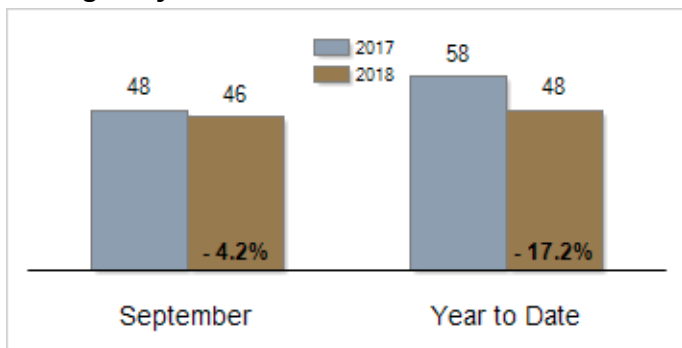
### Median Sales Price



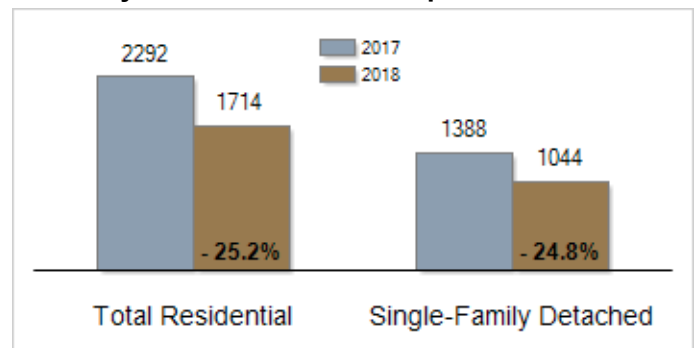
### Percent of Original List Price Received at Sale



### Average Days on Market Until Sale



### Inventory of Homes for Sale: September



All information presented is based on data supplied by TRenD MLS. TRenD MLS does not guarantee nor is it responsible for its accuracy. Data maintained by the MLS may not reflect all real estate activities in the market. Information is deemed reliable but not guaranteed.