

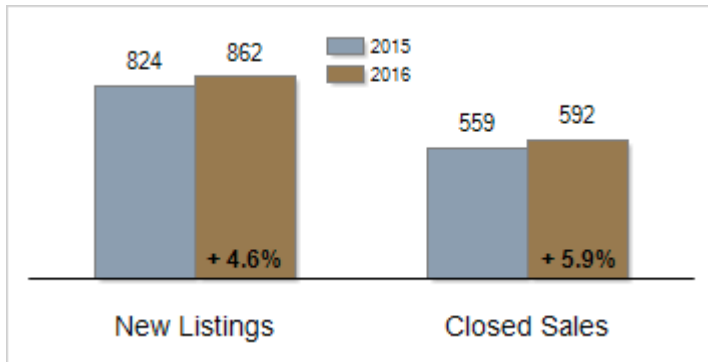


Patterson-Schwartz Real Estate Residential Market Update

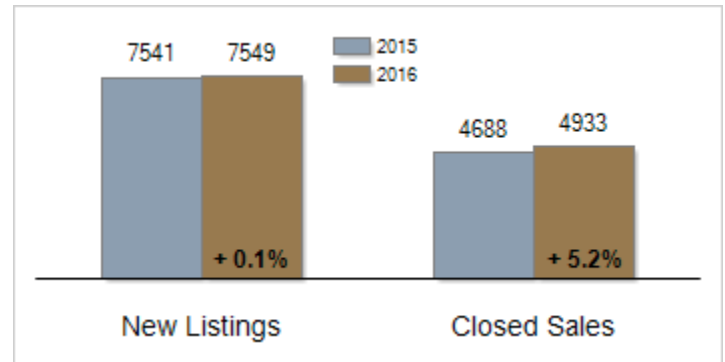
As of Monday, October 10, 2016 11:16:54 AM

All New Castle County	September			Year To Date		
	2015	2016	Change	2015	2016	Change
New Listings	824	862	+ 4.6%	7541	7549	+ 0.1%
Closed Sales	559	592	+ 5.9%	4688	4933	+ 5.2%
Pending Sales	497	463	- 6.8%	4968	5091	+ 2.5%
Median Sales Price	\$218,000	\$215,500	- 1.1%	\$218,217	\$219,000	+ 0.4%
% of Original List Price Received at Sale	94.4%	94.5%	+ 0.1%	94.6%	95.0%	+ 0.4%
Average Days on Market Until Sale	55	75	+ 36.4%	65	67	+ 3.1%
Total Residential Listing Inventory (as of 09/30)	2797	2527	- 9.7%			
Single-Family Detached Inventory (as of 09/30)	1687	1512	- 10.4%			

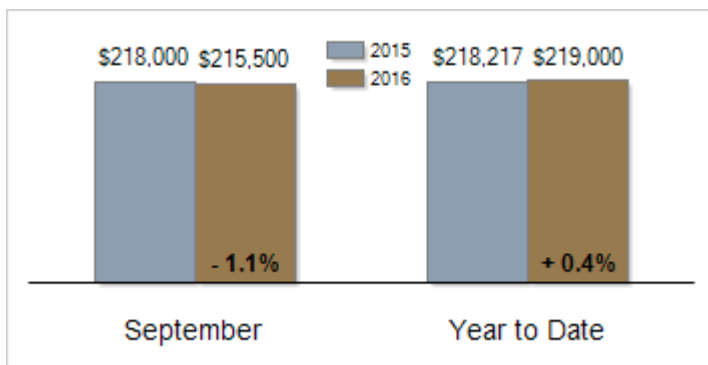
Activity: September



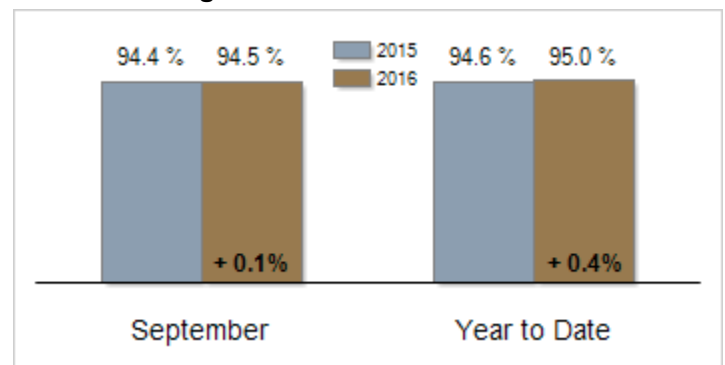
Activity: Year to Date



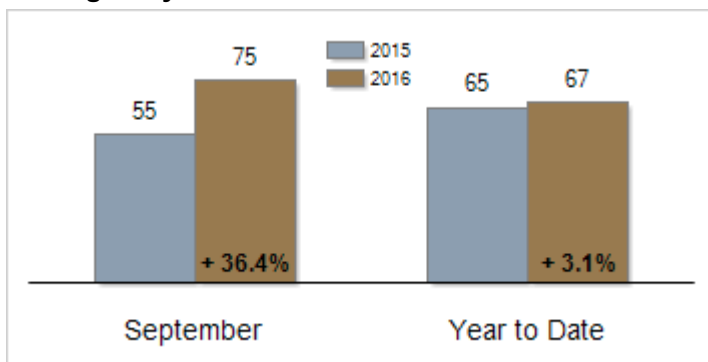
Median Sales Price



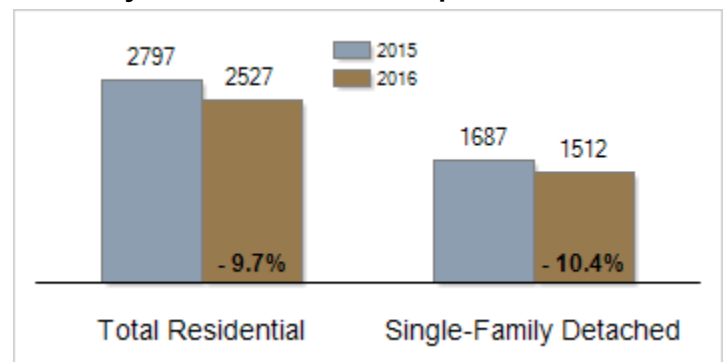
Percent of Original List Price Received at Sale



Average Days on Market Until Sale



Inventory of Homes for Sale: September



All information presented is based on data supplied by TReND MLS. TReND MLS does not guarantee nor is it responsible for its accuracy. Data maintained by the MLS may not reflect all real estate activities in the market. Information is deemed reliable but not guaranteed.