

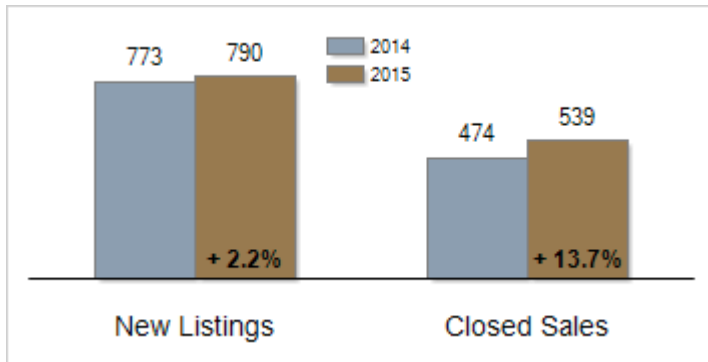


Patterson-Schwartz Real Estate Residential Market Update

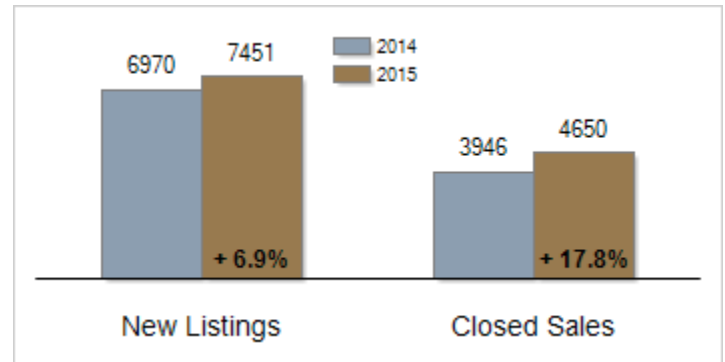
As of Friday, October 09, 2015 3:04:58 PM

All New Castle County	September			Year To Date		
	2014	2015	Change	2014	2015	Change
New Listings	773	790	+ 2.2%	6970	7451	+ 6.9%
Closed Sales	474	539	+ 13.7%	3946	4650	+ 17.8%
Pending Sales	450	482	+ 7.1%	4173	4960	+ 18.9%
Median Sales Price	\$210,000	\$220,000	+ 4.8%	\$205,000	\$219,000	+ 6.8%
% of Original List Price Received at Sale	94.5%	94.3%	- 0.2%	94.1%	94.6%	+ 0.5%
Average Days on Market Until Sale	65	56	- 13.8%	68	66	- 2.9%
Total Residential Listing Inventory (as of 09/30)	2860	2597	- 9.2%			
Single-Family Detached Inventory (as of 09/30)	1737	1582	- 8.9%			

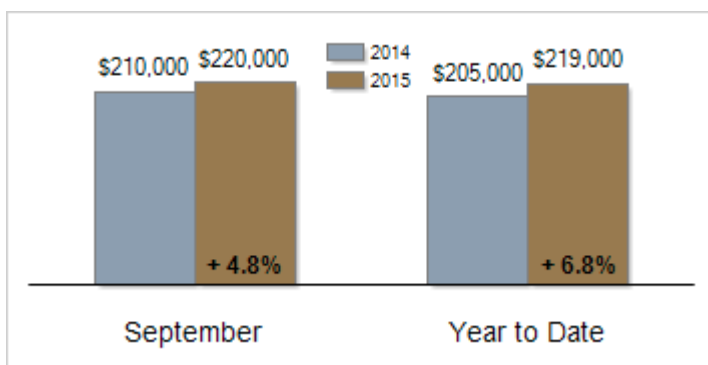
Activity: September



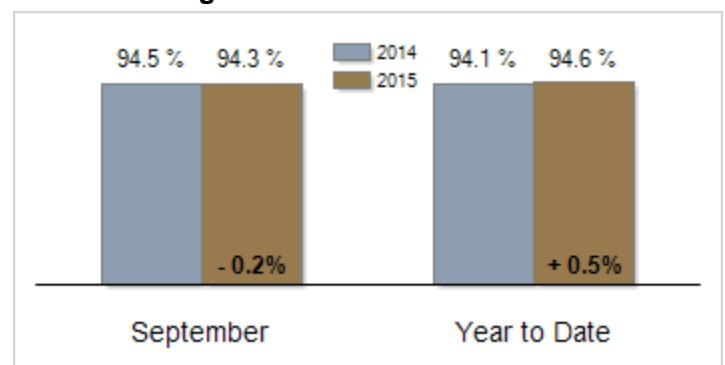
Activity: Year to Date



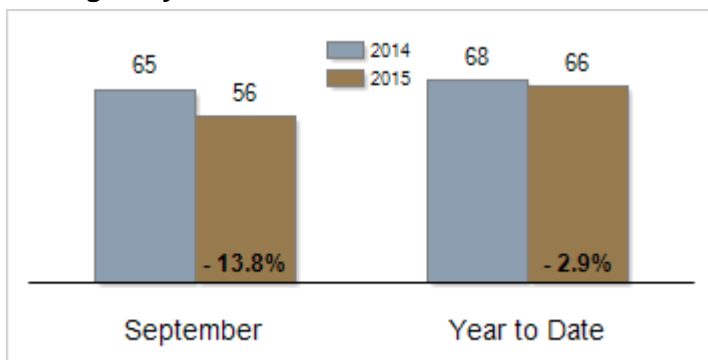
Median Sales Price



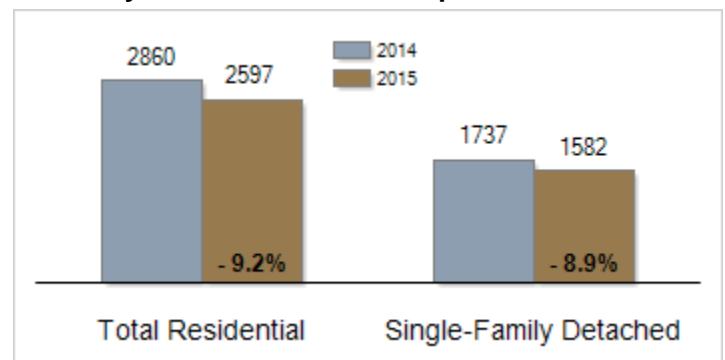
Percent of Original List Price Received at Sale



Average Days on Market Until Sale



Inventory of Homes for Sale: September



All information presented is based on data supplied by TReND MLS. TReND MLS does not guarantee nor is it responsible for its accuracy. Data maintained by the MLS may not reflect all real estate activities in the market. Information is deemed reliable but not guaranteed.