

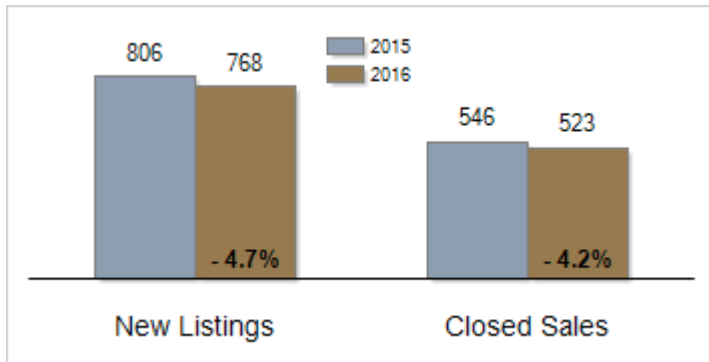


Patterson-Schwartz Real Estate Residential Market Update

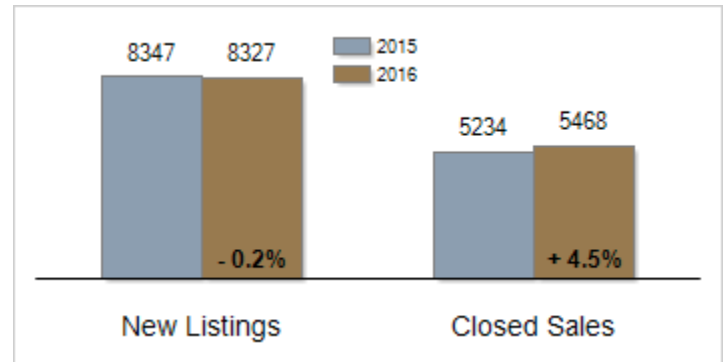
As of Wednesday, November 09, 2016 12:54:02 PM

All New Castle County	October			Year To Date		
	2015	2016	Change	2015	2016	Change
New Listings	806	768	- 4.7%	8347	8327	- 0.2%
Closed Sales	546	523	- 4.2%	5234	5468	+ 4.5%
Pending Sales	521	500	- 4.0%	5489	5630	+ 2.6%
Median Sales Price	\$219,900	\$225,000	+ 2.3%	\$219,000	\$219,900	+ 0.4%
% of Original List Price Received at Sale	94.8%	94.5%	- 0.3%	94.6%	94.9%	+ 0.3%
Average Days on Market Until Sale	64	62	- 3.1%	65	67	+ 3.1%
Total Residential Listing Inventory (as of 10/31)	2751	2498	- 9.2%			
Single-Family Detached Inventory (as of 10/31)	1632	1466	- 10.2%			

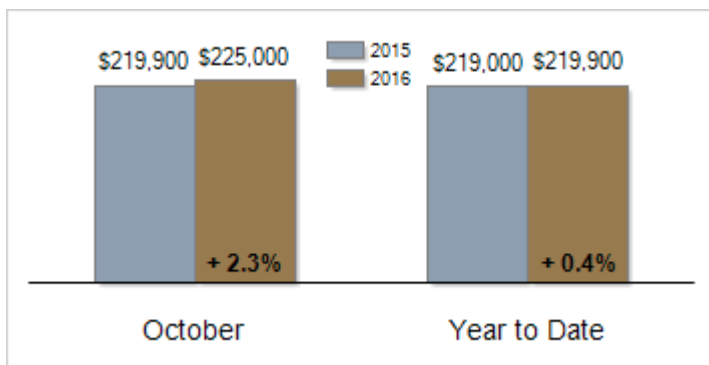
Activity: October



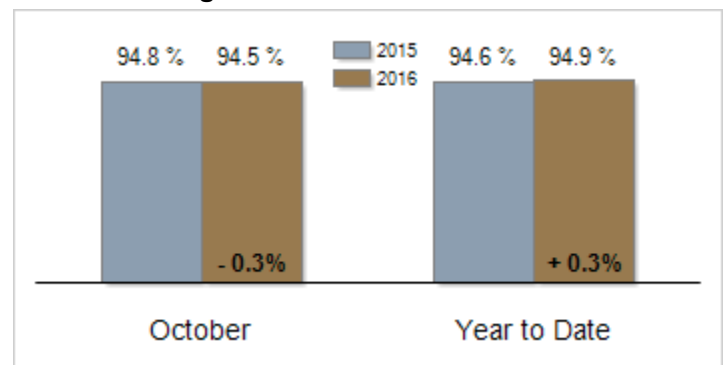
Activity: Year to Date



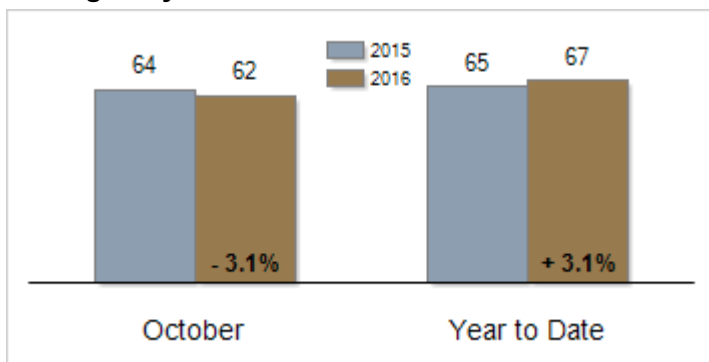
Median Sales Price



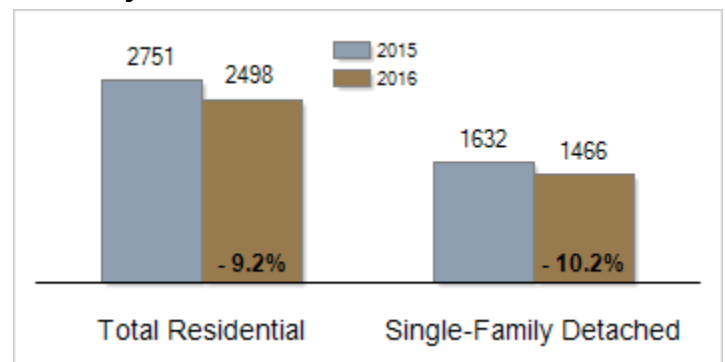
Percent of Original List Price Received at Sale



Average Days on Market Until Sale



Inventory of Homes for Sale: October



All information presented is based on data supplied by TReND MLS. TReND MLS does not guarantee nor is it responsible for its accuracy. Data maintained by the MLS may not reflect all real estate activities in the market. Information is deemed reliable but not guaranteed.