

# Patterson-Schwartz Real Estate

## Residential Market Update

As of Thursday, November 03, 2011 10:54:37 AM

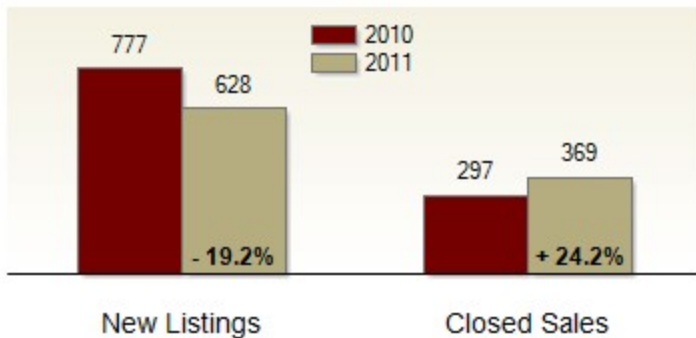
### All New Castle County

October

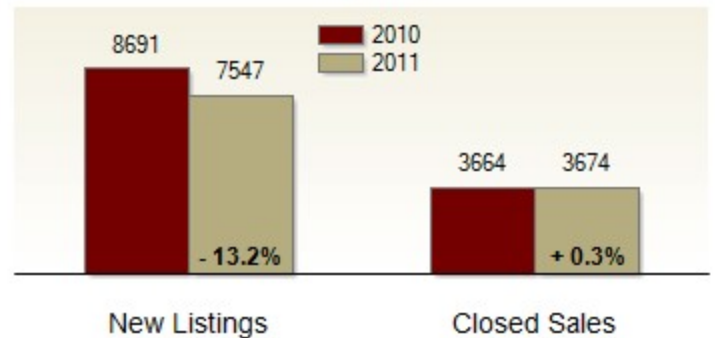
Year To Date

	2010	2011	Change	2010	2011	Change
New Listings	777	628	- 19.2%	8691	7547	- 13.2%
Closed Sales	297	369	+ 24.2%	3664	3674	+ 0.3%
Pending Sales	338	364	+ 7.7%	3776	3964	+ 5.0%
Median Sales Price	\$222,500	\$188,000	- 15.5%	\$215,000	\$198,450	- 7.7%
% of Original List Price Received at Sale	91.1%	89.7%	- 1.4%	91.9%	89.9%	- 2.0%
Average Days on Market Until Sale	79	97	+ 22.8%	78	96	+ 23.1%
Total Residential Listing Inventory (as of 10/31)	3905	3329	- 14.8%			
Single-Family Detached Inventory (as of 10/31)	2271	1999	- 12.0%			

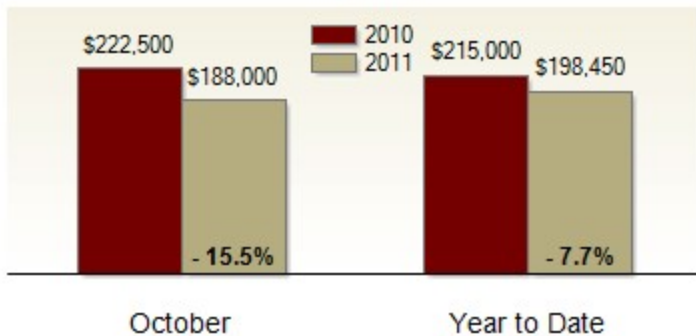
#### Activity: October



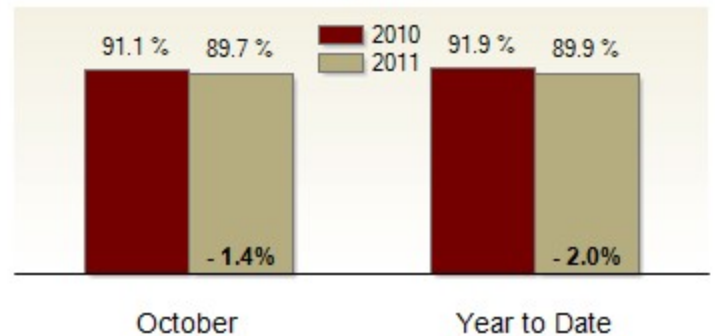
#### Activity: Year to Date



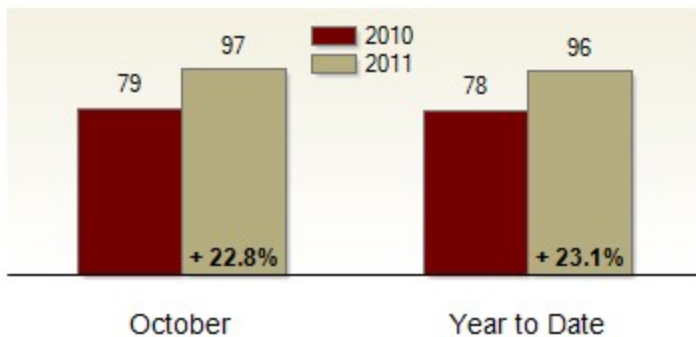
#### Median Sales Price



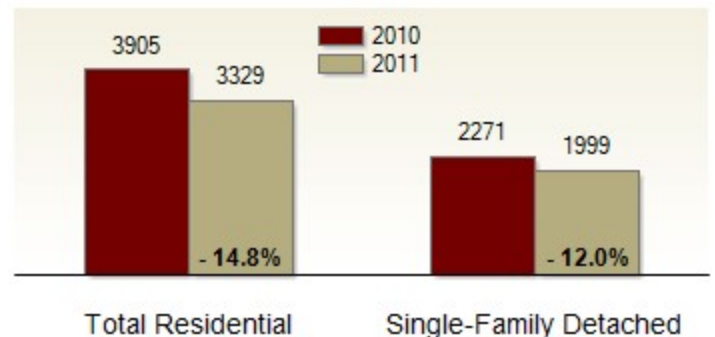
#### Percent of Original List Price Received at Sale



#### Average Days on Market Until Sale



#### Inventory of Homes for Sale: October



All information presented is based on data supplied by TReND MLS. TReND MLS does not guarantee nor is it responsible for its accuracy. Data maintained by the MLS may not reflect all real estate activities in the market. Information is deemed reliable but not guaranteed.