

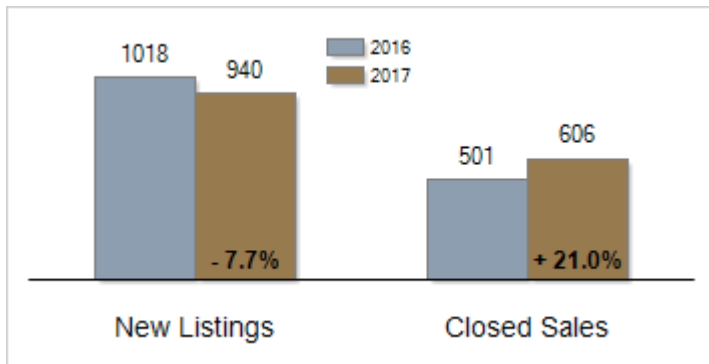


# Patterson-Schwartz Real Estate Residential Market Update

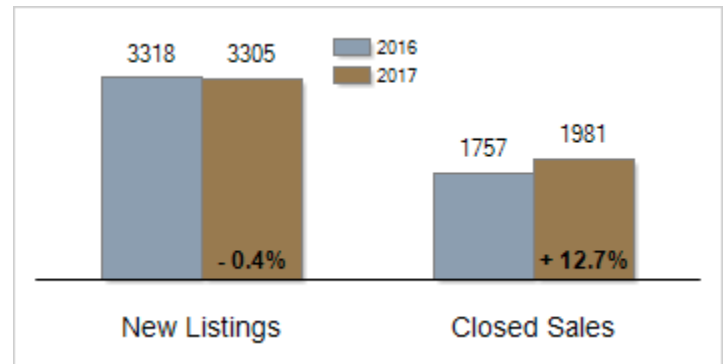
As of Wednesday, May 10, 2017 4:31:54 PM

All New Castle County	April			Year To Date		
	2016	2017	Change	2016	2017	Change
<b>New Listings</b>	1018	940	- 7.7%	3318	3305	- 0.4%
<b>Closed Sales</b>	501	606	+ 21.0%	1757	1981	+ 12.7%
<b>Pending Sales</b>	673	677	+ 0.6%	2192	2480	+ 13.1%
<b>Median Sales Price</b>	\$212,000	\$215,000	+ 1.4%	\$209,900	\$210,000	+ 0.0%
<b>% of Original List Price Received at Sale</b>	95.5%	95.7%	+ 0.2%	94.6%	93.9%	- 0.7%
<b>Average Days on Market Until Sale</b>	68	62	- 8.8%	74	71	- 4.1%
<b>Total Residential Listing Inventory (as of 04/30)</b>	2608	2130	- 18.3%			
<b>Single-Family Detached Inventory (as of 04/30)</b>	1534	1295	- 15.6%			

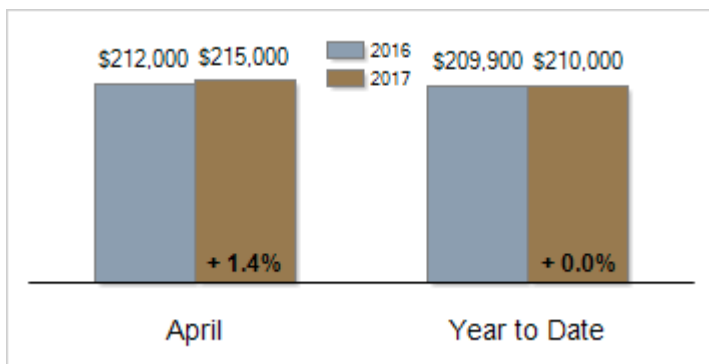
Activity: April



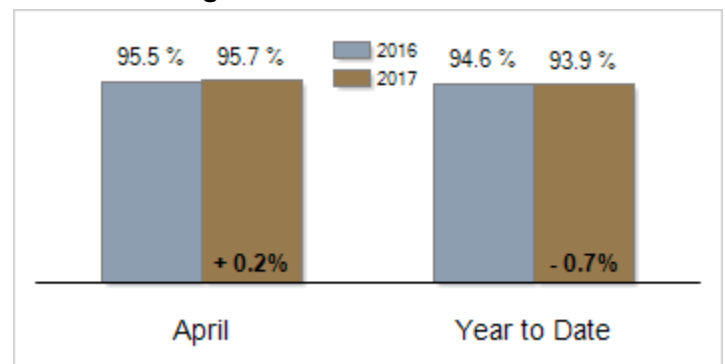
Activity: Year to Date



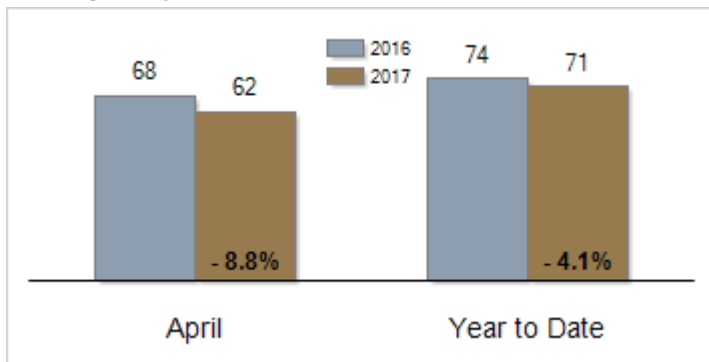
Median Sales Price



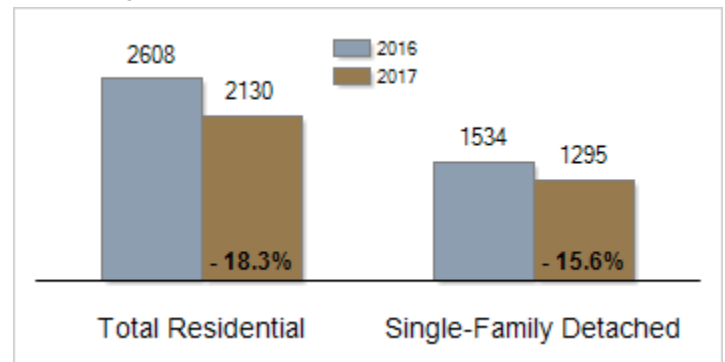
Percent of Original List Price Received at Sale



Average Days on Market Until Sale



Inventory of Homes for Sale: April



All information presented is based on data supplied by TRend MLS. TRend MLS does not guarantee nor is it responsible for its accuracy. Data maintained by the MLS may not reflect all real estate activities in the market. Information is deemed reliable but not guaranteed.