

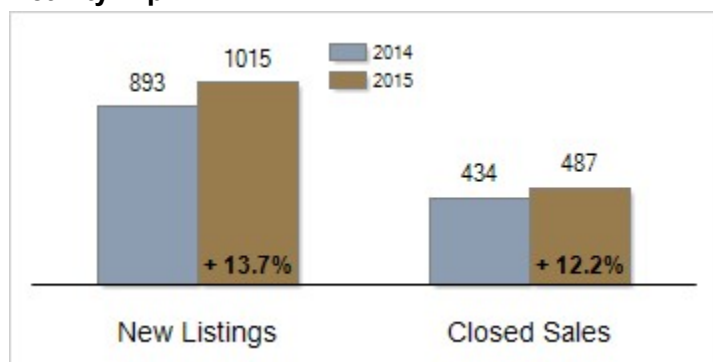


Patterson-Schwartz Real Estate Residential Market Update

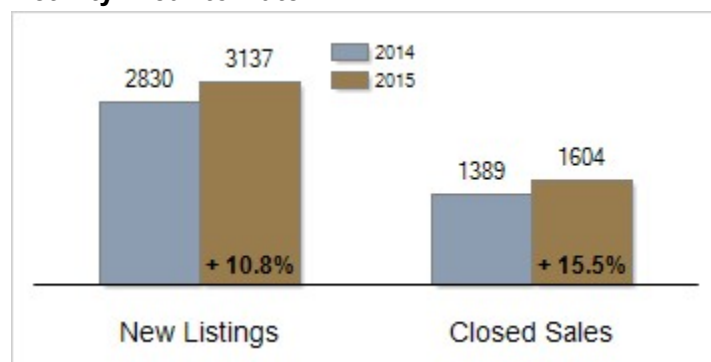
As of Monday, May 11, 2015 9:32:38 AM

All New Castle County	April			Year To Date		
	2014	2015	Change	2014	2015	Change
New Listings	893	1015	+ 13.7%	2830	3137	+ 10.8%
Closed Sales	434	487	+ 12.2%	1389	1604	+ 15.5%
Pending Sales	529	596	+ 12.7%	1738	2016	+ 16.0%
Median Sales Price	\$190,500	\$215,000	+ 12.9%	\$190,000	\$207,458	+ 9.2%
% of Original List Price Received at Sale	95.2%	94.4%	- 0.8%	94.6%	93.1%	- 1.5%
Average Days on Market Until Sale	81	76	- 6.2%	77	79	+ 2.6%
Total Residential Listing Inventory (as of 04/30)	2510	2489	- 0.8%			
Single-Family Detached Inventory (as of 04/30)	1518	1500	- 1.2%			

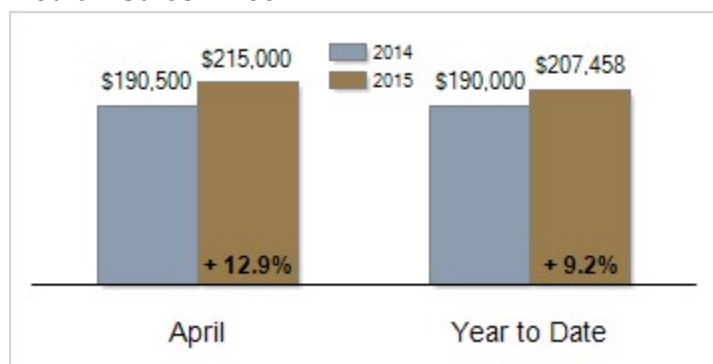
Activity: April



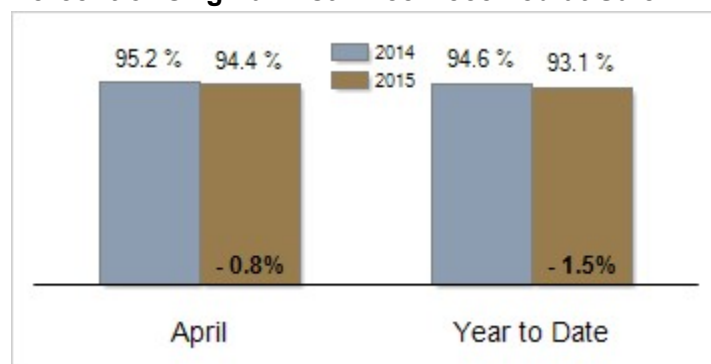
Activity: Year to Date



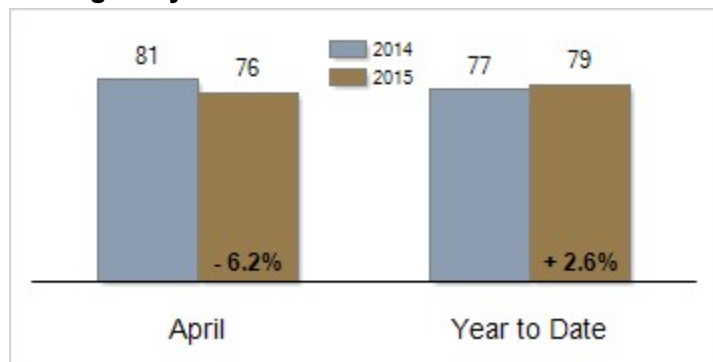
Median Sales Price



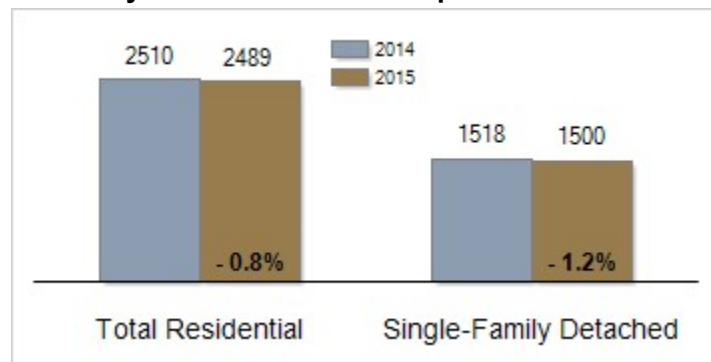
Percent of Original List Price Received at Sale



Average Days on Market Until Sale



Inventory of Homes for Sale: April



All information presented is based on data supplied by TRend MLS. TRend MLS does not guarantee nor is it responsible for its accuracy. Data maintained by the MLS may not reflect all real estate activities in the market. Information is deemed reliable but not guaranteed.