

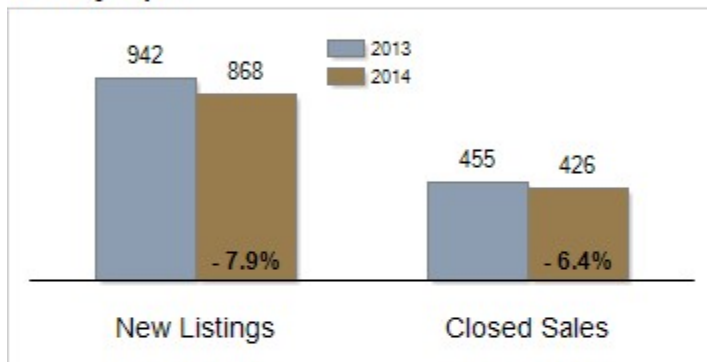


Patterson-Schwartz Real Estate Residential Market Update

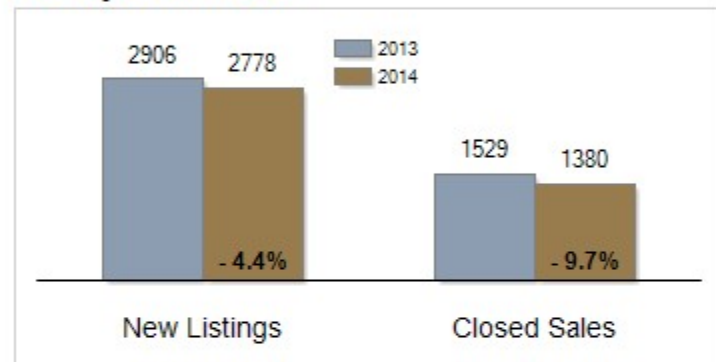
As of Friday, May 09, 2014 10:26:42 AM

All New Castle County	April			Year To Date		
	2013	2014	Change	2013	2014	Change
New Listings	942	868	- 7.9%	2906	2778	- 4.4%
Closed Sales	455	426	- 6.4%	1529	1380	- 9.7%
Pending Sales	552	486	- 12.0%	1917	1708	- 10.9%
Median Sales Price	\$185,000	\$190,500	+ 3.0%	\$181,500	\$190,000	+ 4.7%
% of Original List Price Received at Sale	94.1%	95.2%	+ 1.1%	93.0%	94.4%	+ 1.4%
Average Days on Market Until Sale	81	81	+ 0.0%	82	76	- 7.3%
Total Residential Listing Inventory (as of 04/30)	2463	2378	- 3.5%			
Single-Family Detached Inventory (as of 04/30)	1436	1444	+ 0.6%			

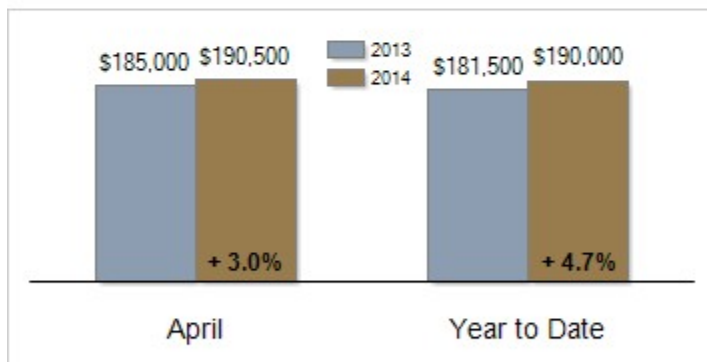
Activity: April



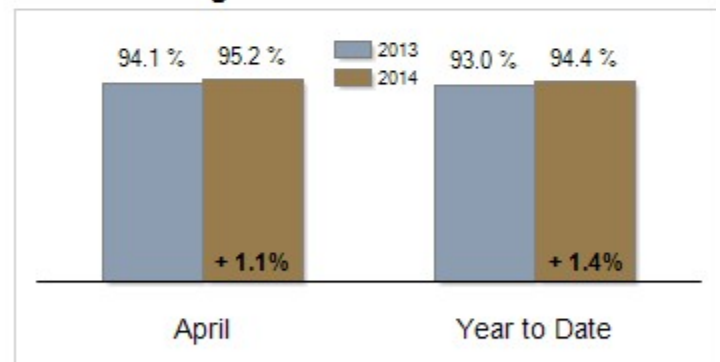
Activity: Year to Date



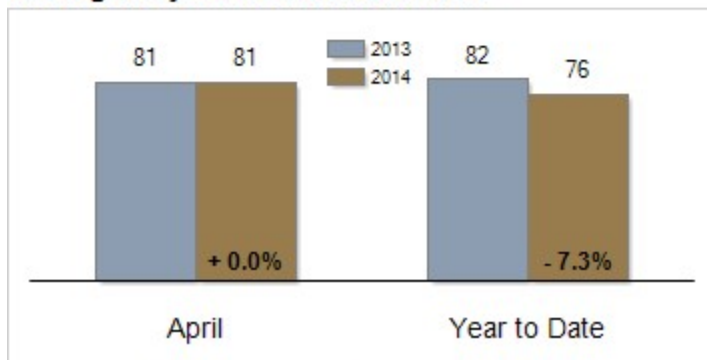
Median Sales Price



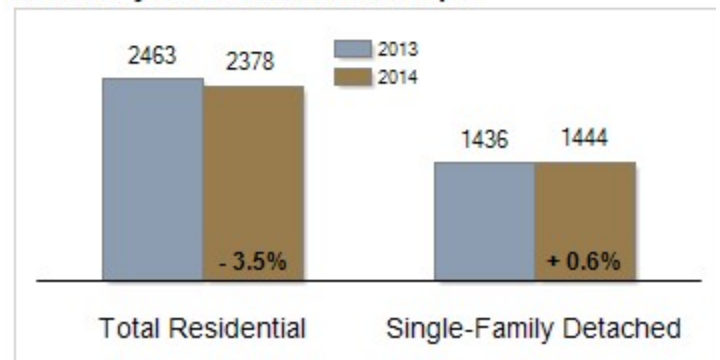
Percent of Original List Price Received at Sale



Average Days on Market Until Sale



Inventory of Homes for Sale: April



All information presented is based on data supplied by TReND MLS. TReND MLS does not guarantee nor is it responsible for its accuracy. Data maintained by the MLS may not reflect all real estate activities in the market. Information is deemed reliable but not guaranteed.