



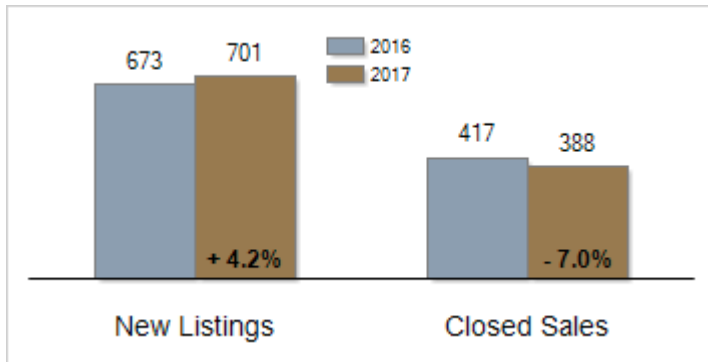
Patterson-Schwartz Real Estate

Residential Market Update

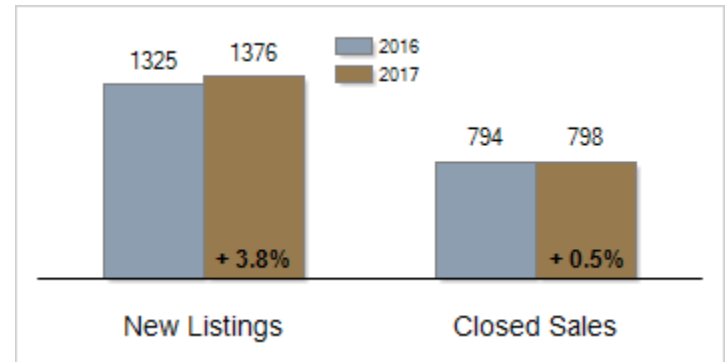
As of Friday, March 10, 2017 10:08:12 AM

All New Castle County	February			Year To Date		
	2016	2017	Change	2016	2017	Change
New Listings	673	701	+ 4.2%	1325	1376	+ 3.8%
Closed Sales	417	388	- 7.0%	794	798	+ 0.5%
Pending Sales	484	539	+ 11.4%	889	1029	+ 15.7%
Median Sales Price	\$203,150	\$199,000	- 2.0%	\$210,000	\$205,000	- 2.4%
% of Original List Price Received at Sale	93.4%	91.2%	- 2.2%	93.9%	92.3%	- 1.6%
Average Days on Market Until Sale	80	80	+ 0.0%	78	75	- 3.8%
Total Residential Listing Inventory (as of 02/28)	2372	2023	- 14.7%			
Single-Family Detached Inventory (as of 02/28)	1392	1209	- 13.1%			

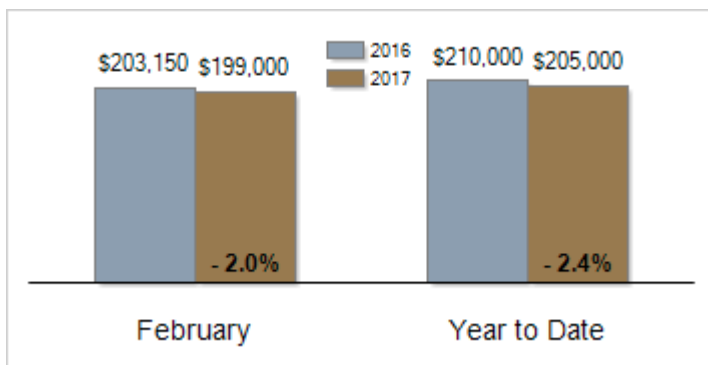
Activity: February



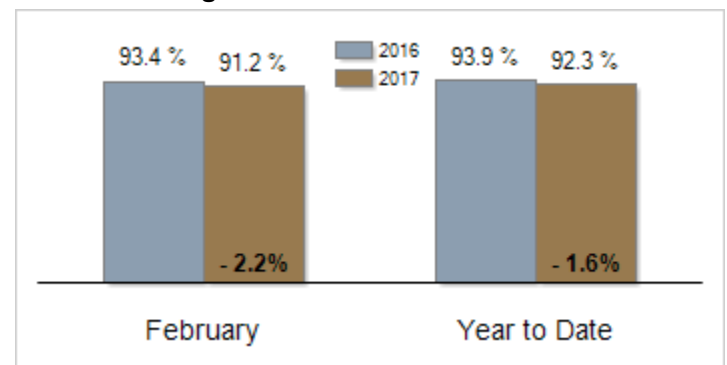
Activity: Year to Date



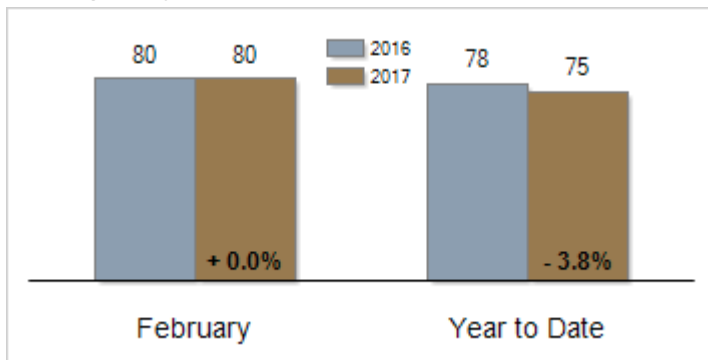
Median Sales Price



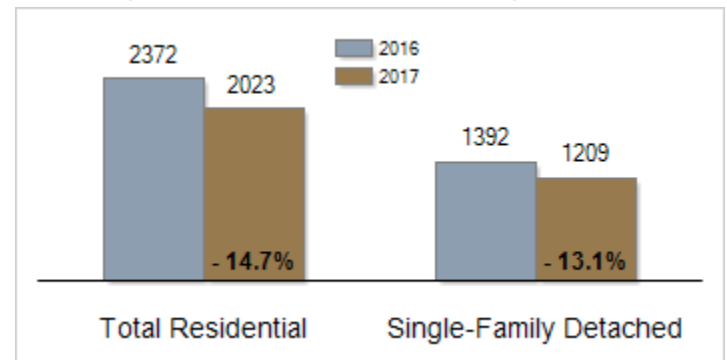
Percent of Original List Price Received at Sale



Average Days on Market Until Sale



Inventory of Homes for Sale: February



All information presented is based on data supplied by TReND MLS. TReND MLS does not guarantee nor is it responsible for its accuracy. Data maintained by the MLS may not reflect all real estate activities in the market. Information is deemed reliable but not guaranteed.