

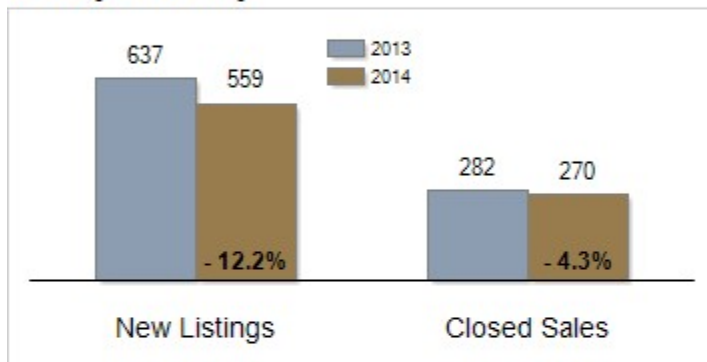


Patterson-Schwartz Real Estate Residential Market Update

As of Monday, March 10, 2014 10:03:18 AM

All New Castle County	February			Year To Date		
	2013	2014	Change	2013	2014	Change
New Listings	637	559	- 12.2%	1253	1140	- 9.0%
Closed Sales	282	270	- 4.3%	635	578	- 9.0%
Pending Sales	435	329	- 24.4%	851	679	- 20.2%
Median Sales Price	\$160,000	\$184,500	+ 15.3%	\$180,000	\$187,000	+ 3.9%
% of Original List Price Received at Sale	92.4%	92.5%	+ 0.1%	92.6%	94.0%	+ 1.4%
Average Days on Market Until Sale	80	74	- 7.5%	82	73	- 11.0%
Total Residential Listing Inventory (as of 02/28)	2275	2131	- 6.3%			
Single-Family Detached Inventory (as of 02/28)	1323	1271	- 3.9%			

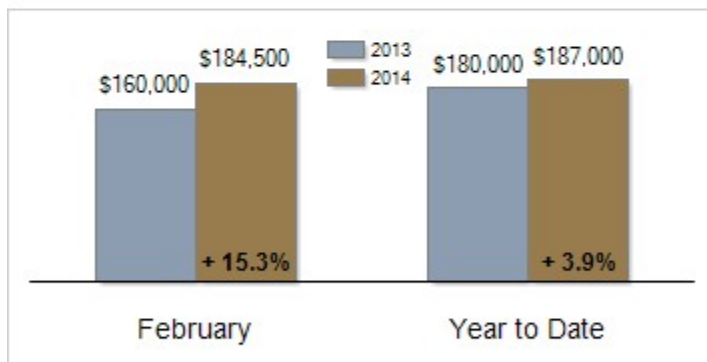
Activity: February



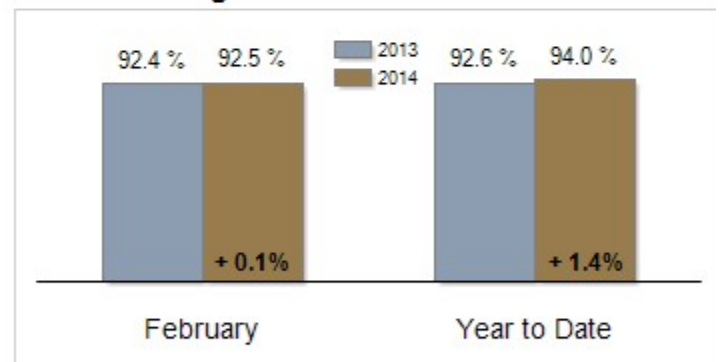
Activity: Year to Date



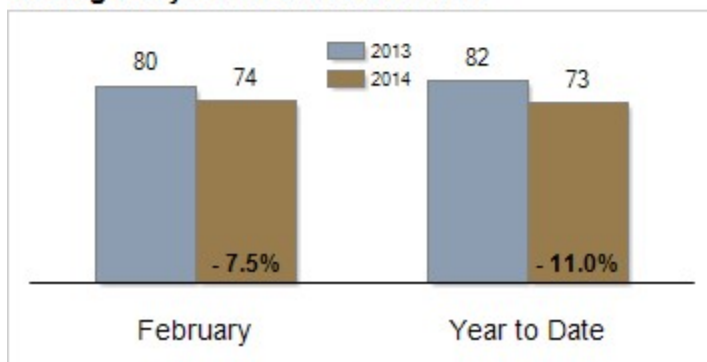
Median Sales Price



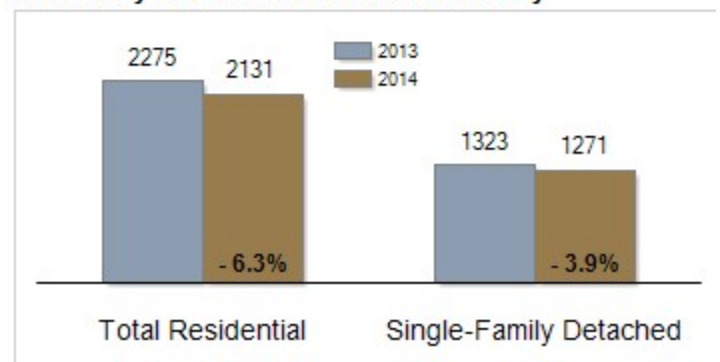
Percent of Original List Price Received at Sale



Average Days on Market Until Sale



Inventory of Homes for Sale: February



All information presented is based on data supplied by TReND MLS. TReND MLS does not guarantee nor is it responsible for its accuracy. Data maintained by the MLS may not reflect all real estate activities in the market. Information is deemed reliable but not guaranteed.