



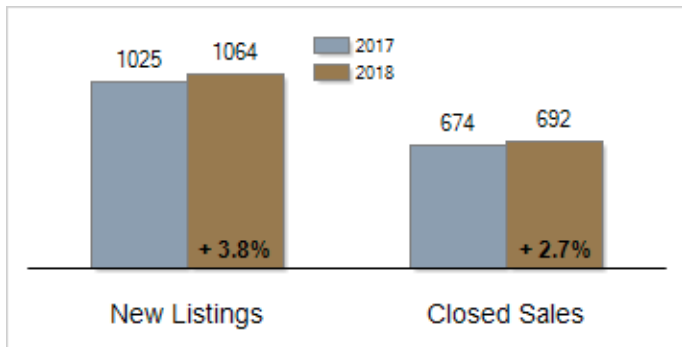
Patterson-Schwartz Real Estate

Residential Market Update

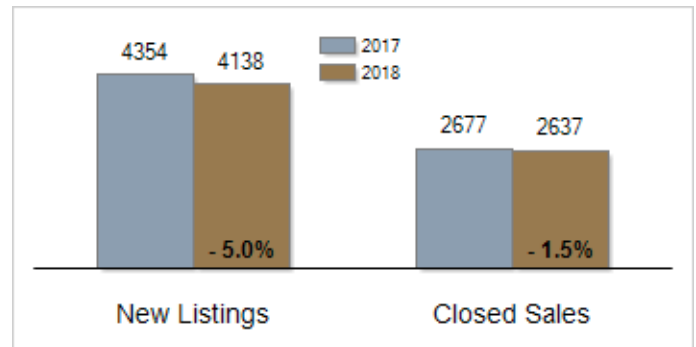
As of Friday, June 08, 2018 4:37:19 PM

All New Castle County	May			Year To Date		
	2017	2018	Change	2017	2018	Change
New Listings	1025	1064	+ 3.8%	4354	4138	- 5.0%
Closed Sales	674	692	+ 2.7%	2677	2637	- 1.5%
Pending Sales	771	733	- 4.9%	3276	3200	- 2.3%
Median Sales Price	\$225,000	\$234,999	+ 4.4%	\$214,900	\$219,000	+ 1.9%
% of Original List Price Received at Sale	92.6%	97.1%	+ 4.5%	93.6%	96.5%	+ 2.9%
Average Days on Market Until Sale	60	49	- 18.3%	68	56	- 17.6%
Total Residential Listing Inventory (as of 05/31)	2319	1806	- 22.1%			
Single-Family Detached Inventory (as of 05/31)	1391	1114	- 19.9%			

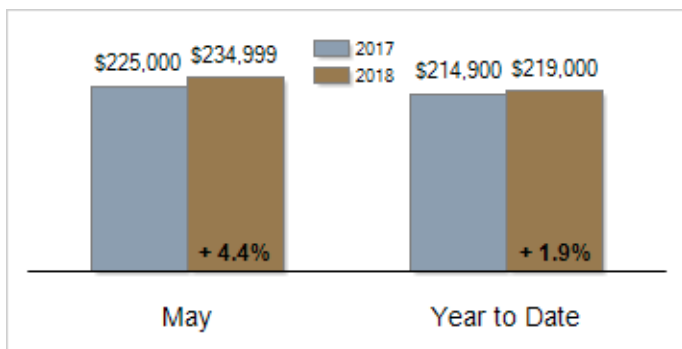
Activity: May



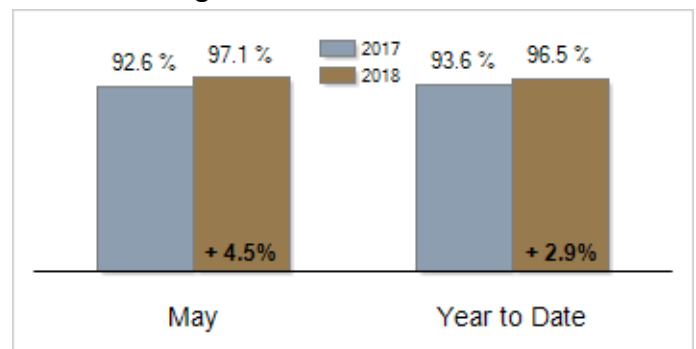
Activity: Year to Date



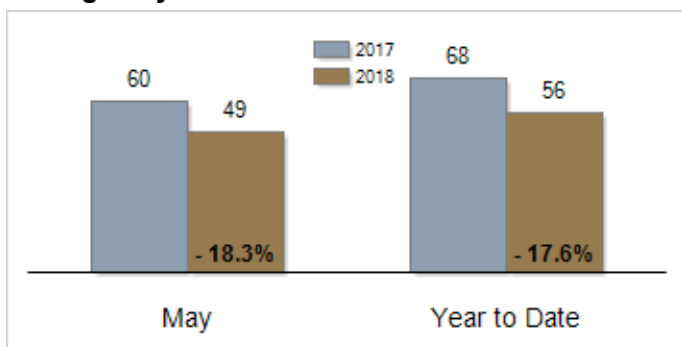
Median Sales Price



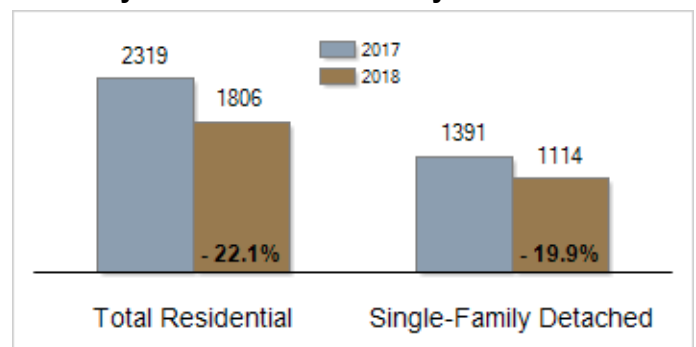
Percent of Original List Price Received at Sale



Average Days on Market Until Sale



Inventory of Homes for Sale: May



All information presented is based on data supplied by TRenD MLS. TRenD MLS does not guarantee nor is it responsible for its accuracy. Data maintained by the MLS may not reflect all real estate activities in the market. Information is deemed reliable but not guaranteed.