



Patterson-Schwartz Real Estate Residential Market Update

As of Thursday, July 11, 2019 10:14:07 AM

All New Castle County	June			Year To Date		
	2018	2019	Change	2018	2019	Change
New Listings	944	877	- 7.1%	5127	4801	- 6.4%
Closed Sales	844	715	- 15.3%	3522	3330	- 5.5%
Pending Sales	753	592	- 21.4%	3988	3731	- 6.4%
Median Sales Price	\$235,000	\$240,000	+ 2.1%	\$222,000	\$230,000	+ 3.6%
% of Original List Price Received at Sale	96.7%	97.4%	+ 0.7%	96.5%	96.0%	- 0.5%
Average Days on Market Until Sale	41	47	+ 14.6%	51	60	+ 17.6%

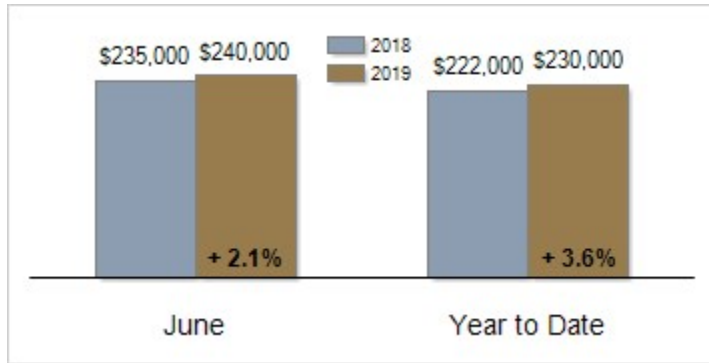
Activity: June



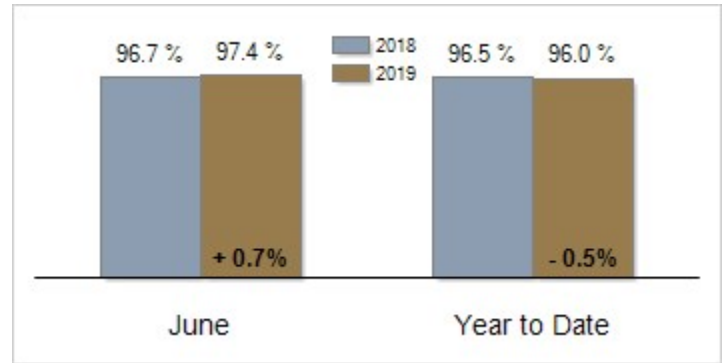
Activity: Year to Date



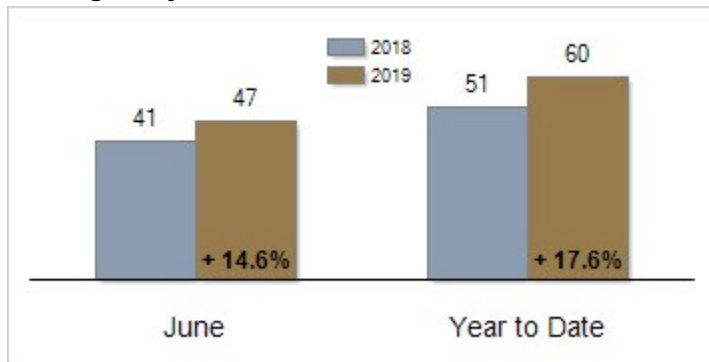
Median Sales Price



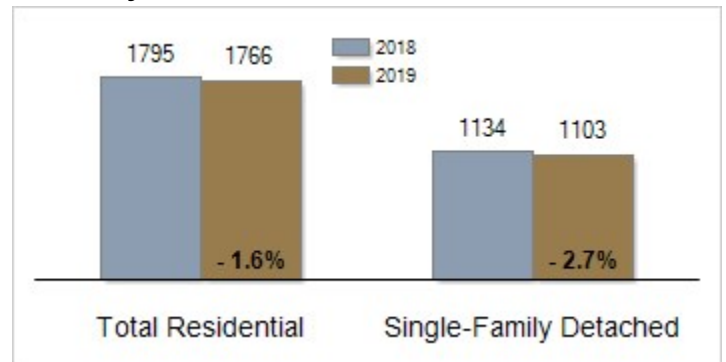
Percent of Original List Price Received at Sale



Average Days on Market Until Sale



Inventory of Homes for Sale: June



All information presented is based on data supplied by BRIGHT MLS. BRIGHT MLS does not guarantee nor is it responsible for its accuracy. Data maintained by the MLS may not reflect all real estate activities in the market. Information is deemed reliable but not guaranteed.