

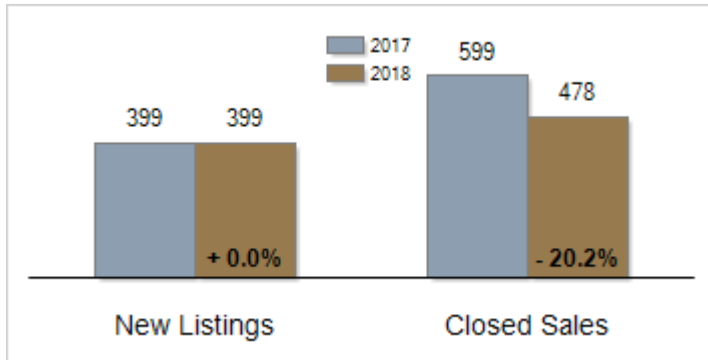


# Patterson-Schwartz Real Estate Residential Market Update

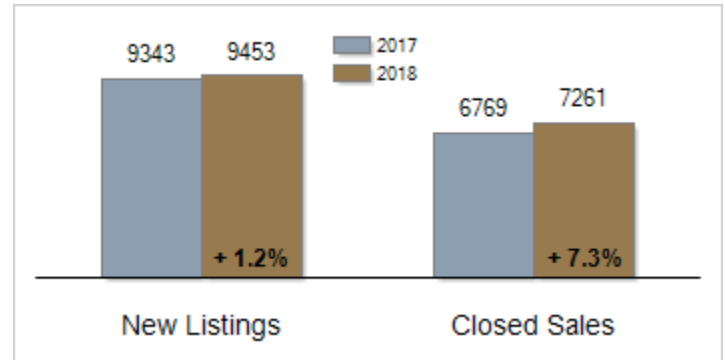
As of Friday, January 11, 2019 8:29:20 AM

All New Castle County	December			Year To Date		
	2017	2018	Change	2017	2018	Change
New Listings	399	399	+ 0.0%	9343	9453	+ 1.2%
Closed Sales	599	478	- 20.2%	6769	7261	+ 7.3%
Pending Sales	388	388	+ 0.0%	6864	7234	+ 5.4%
Median Sales Price	\$219,900	\$229,950	+ 4.6%	\$219,000	\$225,900	+ 3.2%
% of Original List Price Received at Sale	95.3%	93.5%	- 1.8%	95.1%	96.0%	+ 0.9%
Average Days on Market Until Sale	56	44	- 21.4%	55	46	- 16.4%
Total Residential Listing Inventory (as of 12/31)	1214	1613	+ 32.9%			
Single-Family Detached Inventory (as of 12/31)	728	938	+ 28.8%			

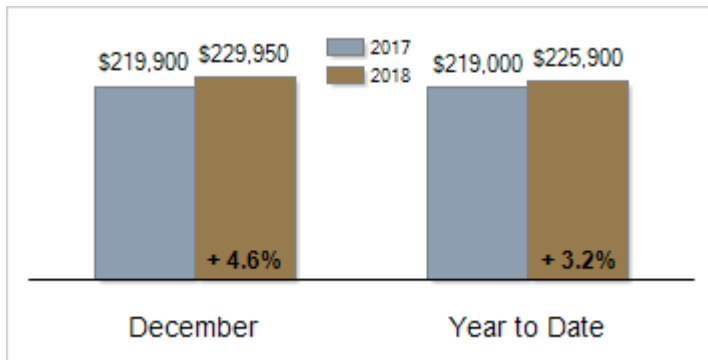
Activity: December



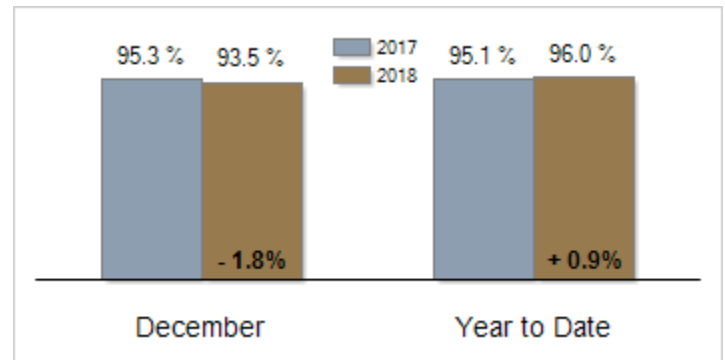
Activity: Year to Date



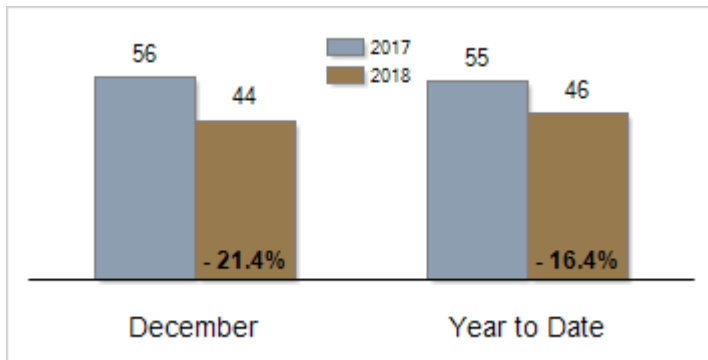
Median Sales Price



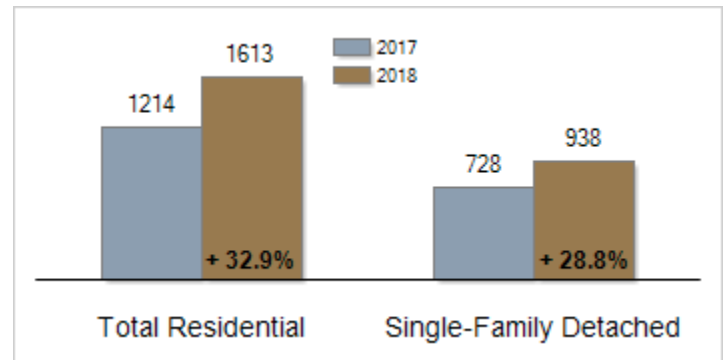
Percent of Original List Price Received at Sale



Average Days on Market Until Sale



Inventory of Homes for Sale: December



All information presented is based on data supplied by BRIGHT MLS. BRIGHT MLS does not guarantee nor is it responsible for its accuracy. Data maintained by the MLS may not reflect all real estate activities in the market. Information is deemed reliable but not guaranteed.