

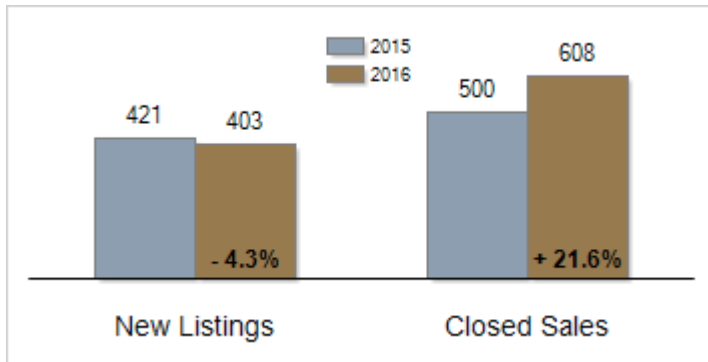


Patterson-Schwartz Real Estate Residential Market Update

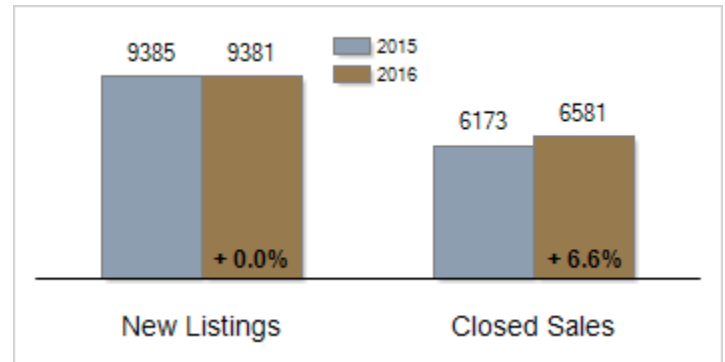
As of Wednesday, January 11, 2017 9:42:32 AM

All New Castle County	December			Year To Date		
	2015	2016	Change	2015	2016	Change
New Listings	421	403	- 4.3%	9385	9381	+ 0.0%
Closed Sales	500	608	+ 21.6%	6173	6581	+ 6.6%
Pending Sales	401	389	- 3.0%	6303	6581	+ 4.4%
Median Sales Price	\$209,900	\$225,000	+ 7.2%	\$217,500	\$220,000	+ 1.1%
% of Original List Price Received at Sale	94.7%	94.9%	+ 0.2%	94.6%	94.9%	+ 0.3%
Average Days on Market Until Sale	63	64	+ 1.6%	65	66	+ 1.5%
Total Residential Listing Inventory (as of 12/31)	2347	2046	- 12.8%			
Single-Family Detached Inventory (as of 12/31)	1372	1181	- 13.9%			

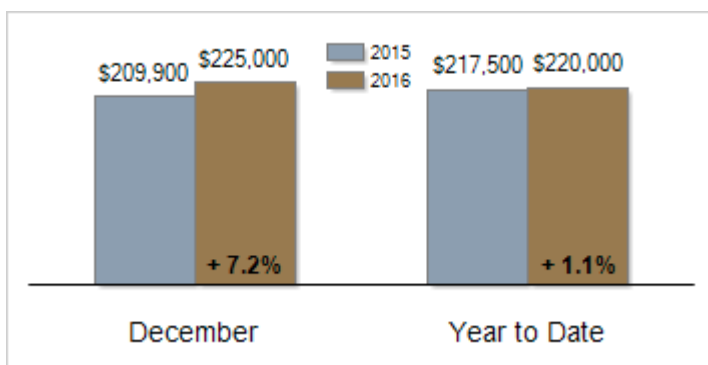
Activity: December



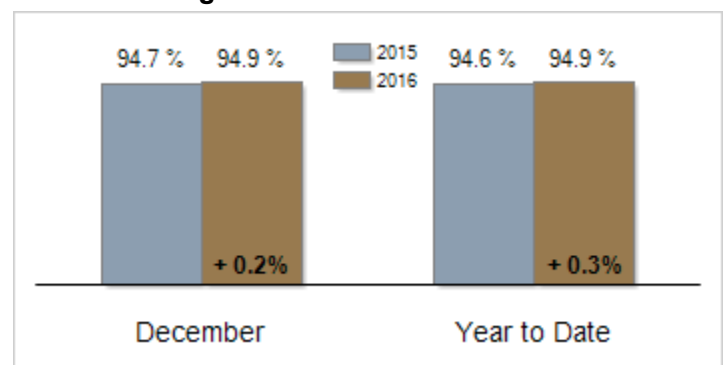
Activity: Year to Date



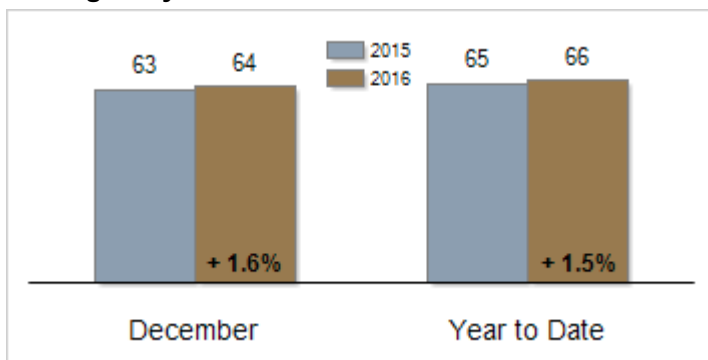
Median Sales Price



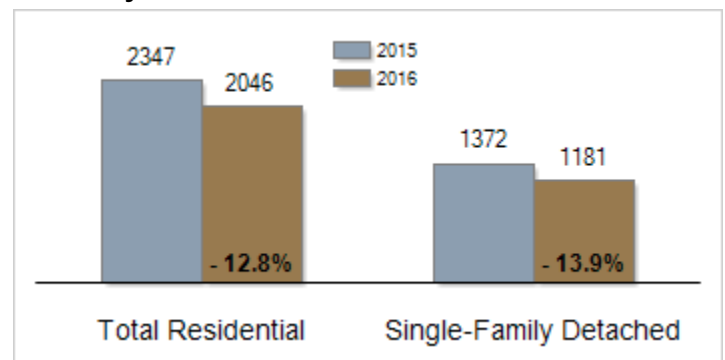
Percent of Original List Price Received at Sale



Average Days on Market Until Sale



Inventory of Homes for Sale: December



All information presented is based on data supplied by TReND MLS. TReND MLS does not guarantee nor is it responsible for its accuracy. Data maintained by the MLS may not reflect all real estate activities in the market. Information is deemed reliable but not guaranteed.