

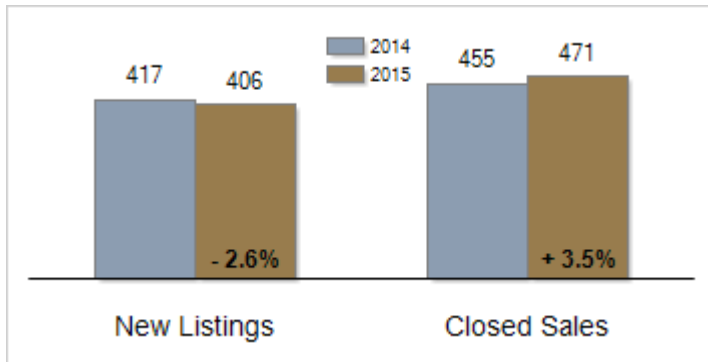


# Patterson-Schwartz Real Estate Residential Market Update

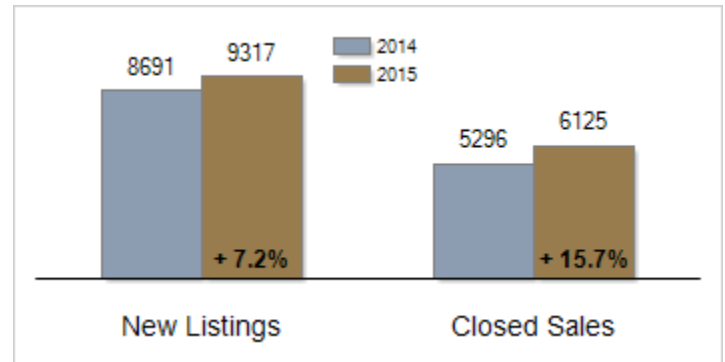
As of Friday, January 08, 2016 3:16:41 PM

All New Castle County	December			Year To Date		
	2014	2015	Change	2014	2015	Change
<b>New Listings</b>	417	406	- 2.6%	8691	9317	+ 7.2%
<b>Closed Sales</b>	455	471	+ 3.5%	5296	6125	+ 15.7%
<b>Pending Sales</b>	346	345	- 0.3%	5375	6291	+ 17.0%
<b>Median Sales Price</b>	\$190,000	\$209,900	+ 10.5%	\$205,000	\$217,000	+ 5.9%
<b>% of Original List Price Received at Sale</b>	93.2%	94.6%	+ 1.4%	94.1%	94.6%	+ 0.5%
<b>Average Days on Market Until Sale</b>	68	65	- 4.4%	68	65	- 4.4%
<b>Total Residential Listing Inventory (as of 12/31)</b>	2425	2181	- 10.1%			
<b>Single-Family Detached Inventory (as of 12/31)</b>	1458	1288	- 11.7%			

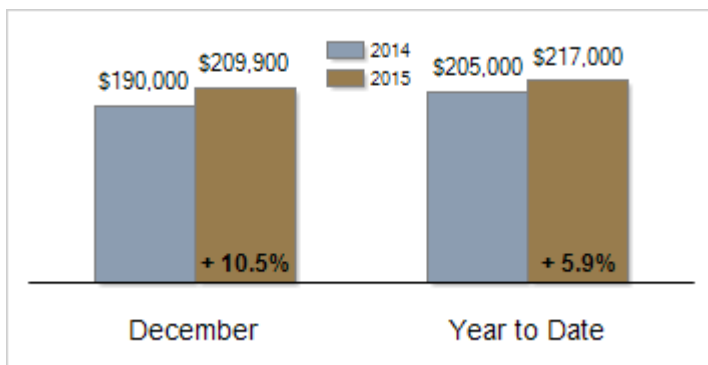
Activity: December



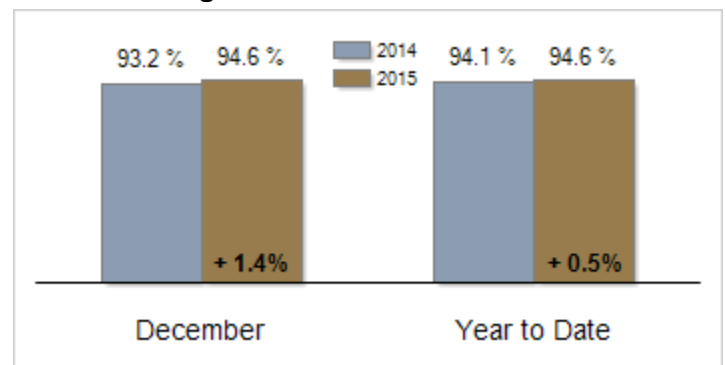
Activity: Year to Date



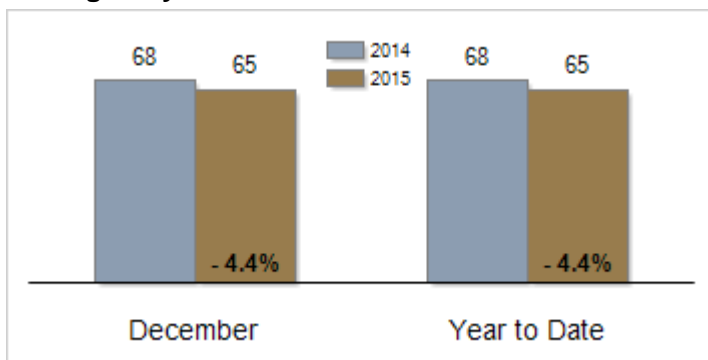
Median Sales Price



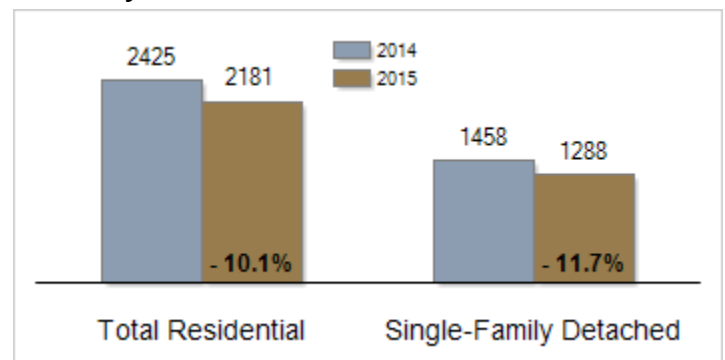
Percent of Original List Price Received at Sale



Average Days on Market Until Sale



Inventory of Homes for Sale: December



All information presented is based on data supplied by TReND MLS. TReND MLS does not guarantee nor is it responsible for its accuracy. Data maintained by the MLS may not reflect all real estate activities in the market. Information is deemed reliable but not guaranteed.