



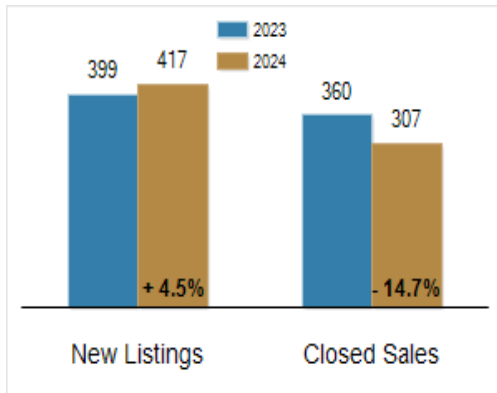
Patterson-Schwartz Real Estate

Residential Market Update

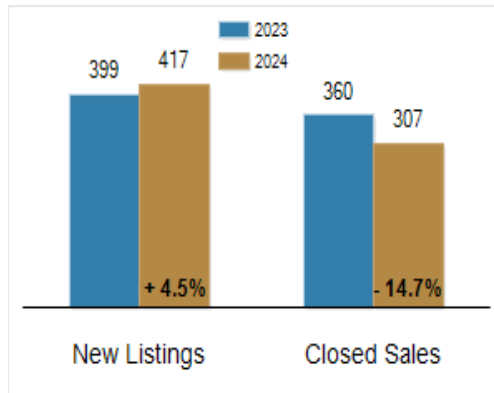
As of Wednesday, February 7, 2024 10:15:09 AM

All New Castle County	January			Year To Date		
	2023	2024	Change	2023	2024	Change
New Listings	399	417	+ 4.5%	399	417	+ 4.5%
Closed Sales	360	307	- 14.7%	360	307	- 14.7%
Pending Sales	426	269	- 36.9%	426	269	- 36.9%
Median Sales Price	\$307,450	\$315,000	+ 2.5%	\$307,450	\$315,000	+ 2.5%
% of Original List Price Received at Sale	97.5%	97.4%	- 0.1%	97.5%	97.4%	- 0.1%
Average Days on Market Until Sale	26	28	+ 7.7%	26	28	+ 7.7%
Total Residential Listing Inventory (as of 01/31)	453	688	+ 51.9%			
Single-Family Detached Inventory (as of 01/31)	258	410	+ 58.9%			

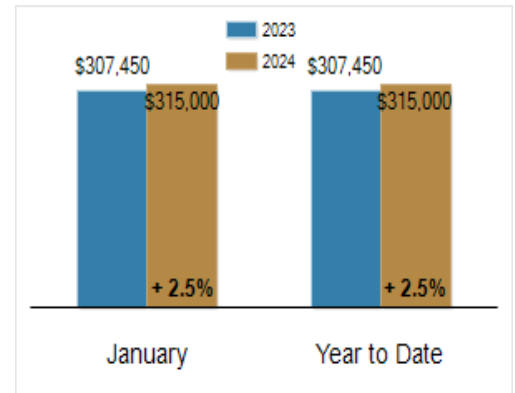
Activity: January



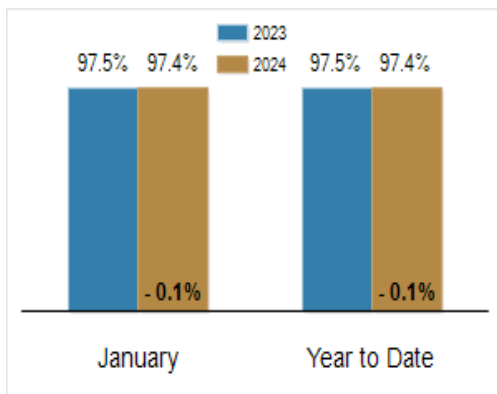
Activity: Year to Date



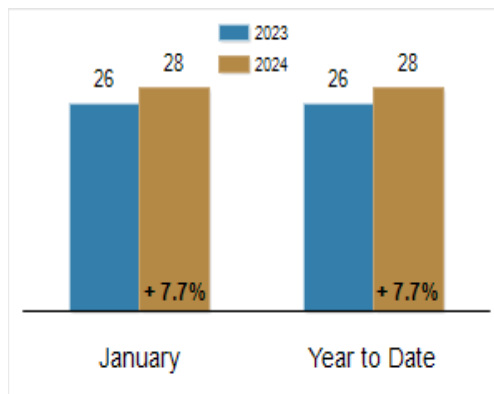
Median Sales Price



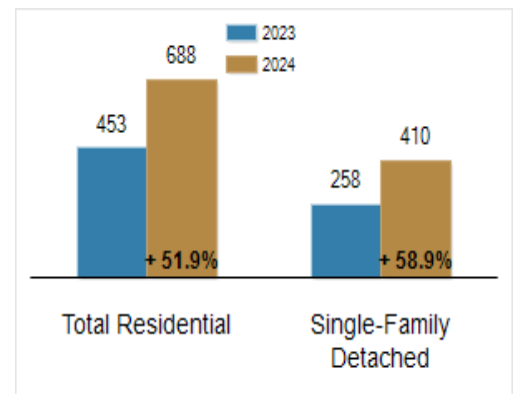
Percent of Original List Price Received at Sale



Average Days on Market Until Sale



Inventory of Homes for Sale: January



All information presented is based on data supplied by BRIGHT MLS. BRIGHT MLS does not guarantee nor is it responsible for its accuracy. Data maintained by the MLS may not reflect all real estate activities in the market. Information is deemed reliable but not guaranteed.