



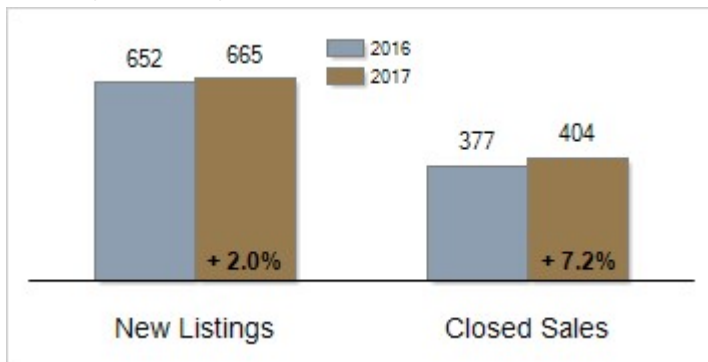
# Patterson-Schwartz Real Estate

## Residential Market Update

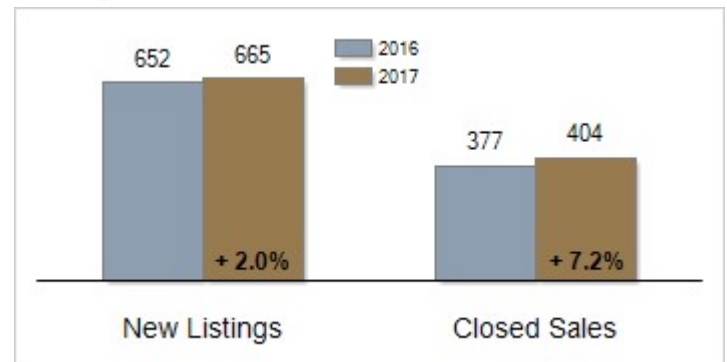
As of Monday, February 06, 2017 12:37:17 PM

All New Castle County	January			Year To Date		
	2016	2017	Change	2016	2017	Change
<b>New Listings</b>	652	665	+ 2.0%	652	665	+ 2.0%
<b>Closed Sales</b>	377	404	+ 7.2%	377	404	+ 7.2%
<b>Pending Sales</b>	405	457	+ 12.8%	405	457	+ 12.8%
<b>Median Sales Price</b>	\$214,300	\$207,700	- 3.1%	\$214,300	\$207,700	- 3.1%
<b>% of Original List Price Received at Sale</b>	94.5%	93.1%	- 1.4%	94.5%	93.1%	- 1.4%
<b>Average Days on Market Until Sale</b>	76	70	- 7.9%	76	70	- 7.9%
<b>Total Residential Listing Inventory (as of 01/31)</b>	2380	2039	- 14.3%			
<b>Single-Family Detached Inventory (as of 01/31)</b>	1381	1217	- 11.9%			

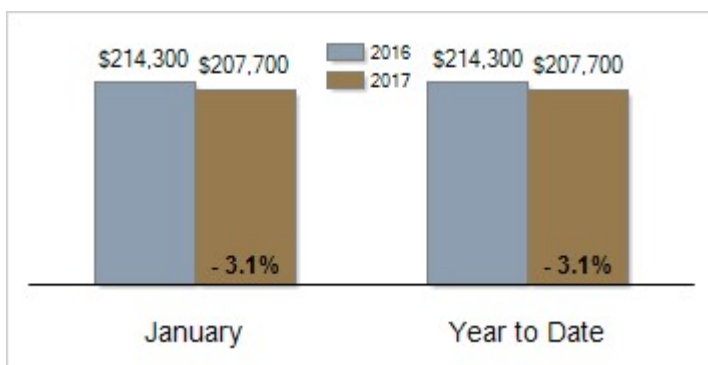
Activity: January



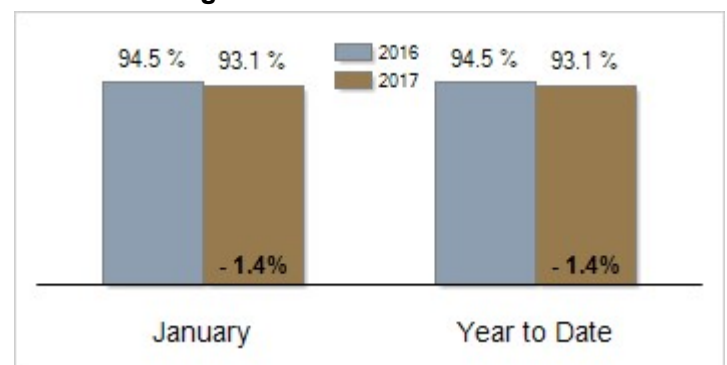
Activity: Year to Date



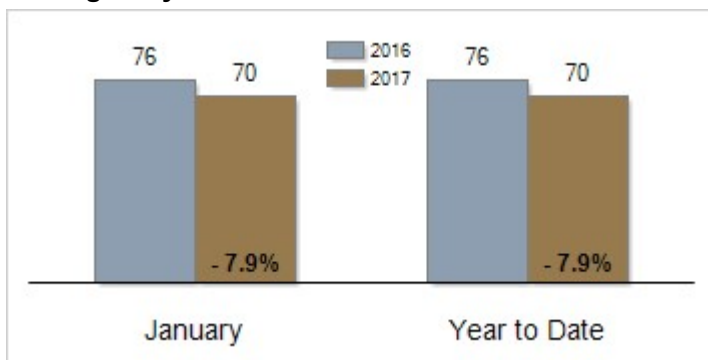
Median Sales Price



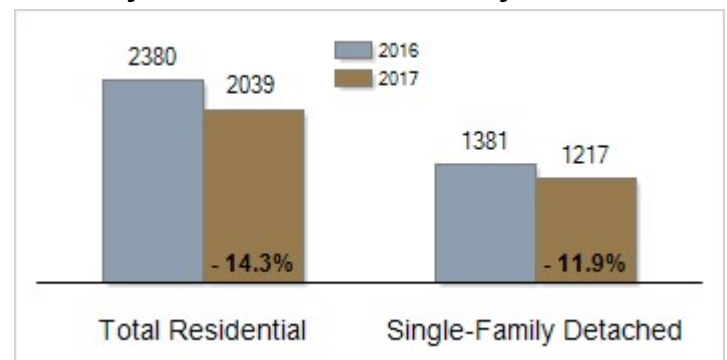
Percent of Original List Price Received at Sale



Average Days on Market Until Sale



Inventory of Homes for Sale: January



All information presented is based on data supplied by TReND MLS. TReND MLS does not guarantee nor is it responsible for its accuracy. Data maintained by the MLS may not reflect all real estate activities in the market. Information is deemed reliable but not guaranteed.