

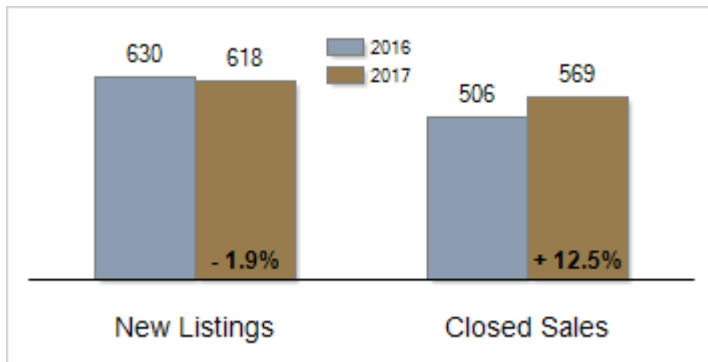


Patterson-Schwartz Real Estate Residential Market Update

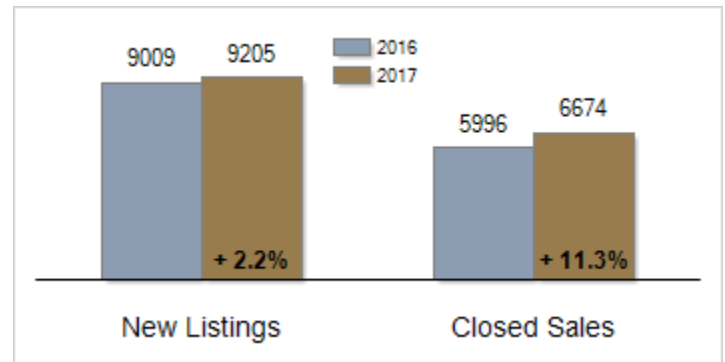
As of Wednesday, December 13, 2017 12:09:43 PM

All New Castle County	November			Year To Date		
	2016	2017	Change	2016	2017	Change
New Listings	630	618	- 1.9%	9009	9205	+ 2.2%
Closed Sales	506	569	+ 12.5%	5996	6674	+ 11.3%
Pending Sales	530	496	- 6.4%	6157	6857	+ 11.4%
Median Sales Price	\$219,900	\$215,000	- 2.2%	\$219,900	\$219,325	- 0.3%
% of Original List Price Received at Sale	94.8%	95.0%	+ 0.2%	94.9%	94.9%	+ 0.0%
Average Days on Market Until Sale	66	59	- 10.6%	67	58	- 13.4%
Total Residential Listing Inventory (as of 11/30)	2511	1954	- 22.2%			
Single-Family Detached Inventory (as of 11/30)	1465	1154	- 21.2%			

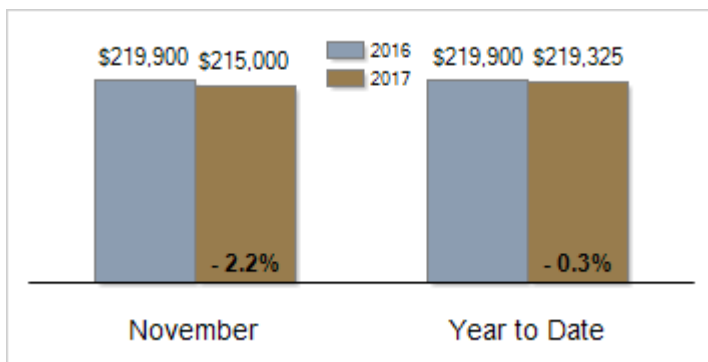
Activity: November



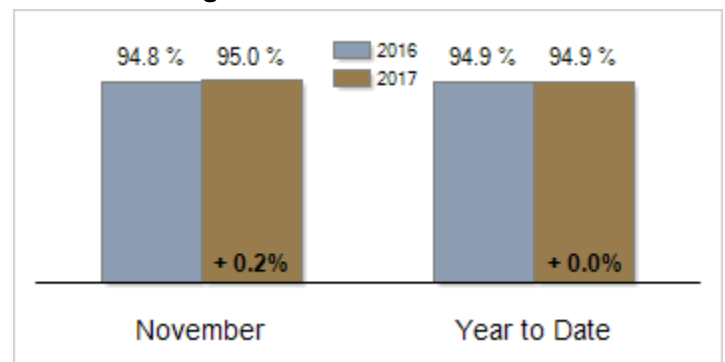
Activity: Year to Date



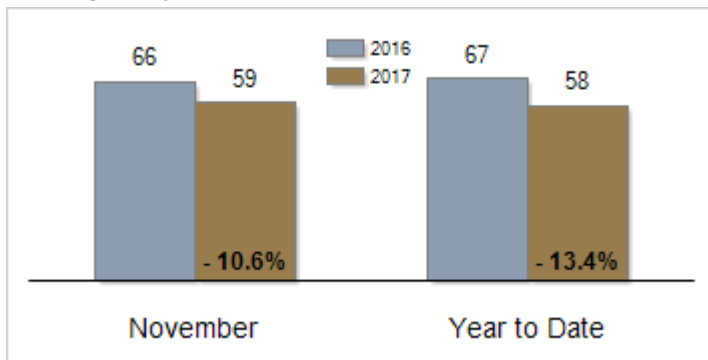
Median Sales Price



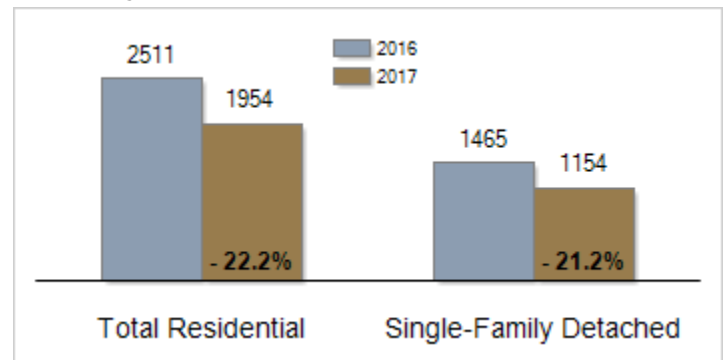
Percent of Original List Price Received at Sale



Average Days on Market Until Sale



Inventory of Homes for Sale: November



All information presented is based on data supplied by TRend MLS. TRend MLS does not guarantee nor is it responsible for its accuracy. Data maintained by the MLS may not reflect all real estate activities in the market. Information is deemed reliable but not guaranteed.