

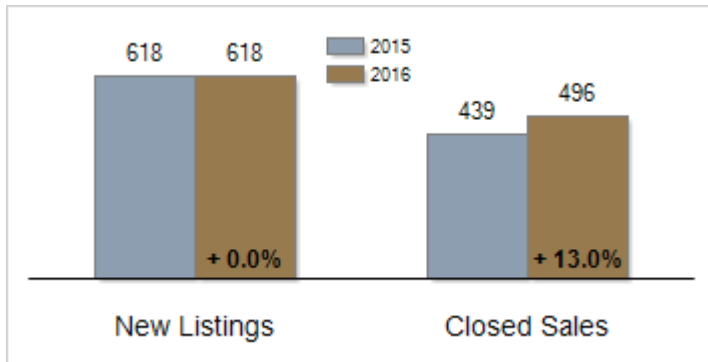


Patterson-Schwartz Real Estate Residential Market Update

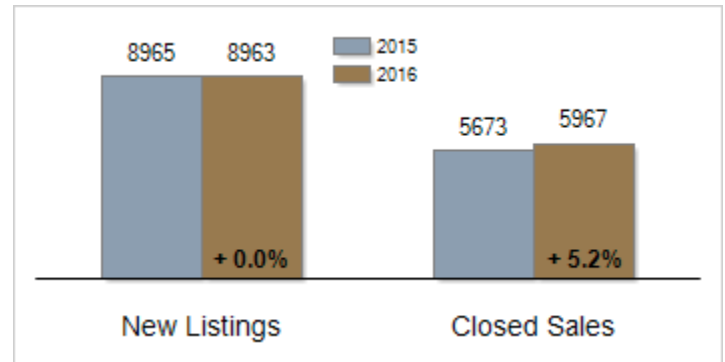
As of Friday, December 09, 2016 4:08:10 PM

All New Castle County	November			Year To Date		
	2015	2016	Change	2015	2016	Change
New Listings	618	618	+ 0.0%	8965	8963	+ 0.0%
Closed Sales	439	496	+ 13.0%	5673	5967	+ 5.2%
Pending Sales	414	502	+ 21.3%	5903	6159	+ 4.3%
Median Sales Price	\$218,000	\$219,950	+ 0.9%	\$219,000	\$219,900	+ 0.4%
% of Original List Price Received at Sale	94.4%	94.8%	+ 0.4%	94.6%	94.9%	+ 0.3%
Average Days on Market Until Sale	57	66	+ 15.8%	65	67	+ 3.1%
Total Residential Listing Inventory (as of 11/30)	2683	2333	- 13.0%			
Single-Family Detached Inventory (as of 11/30)	1586	1358	- 14.4%			

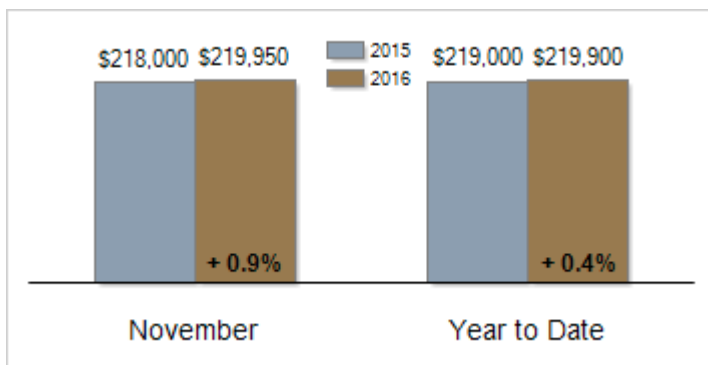
Activity: November



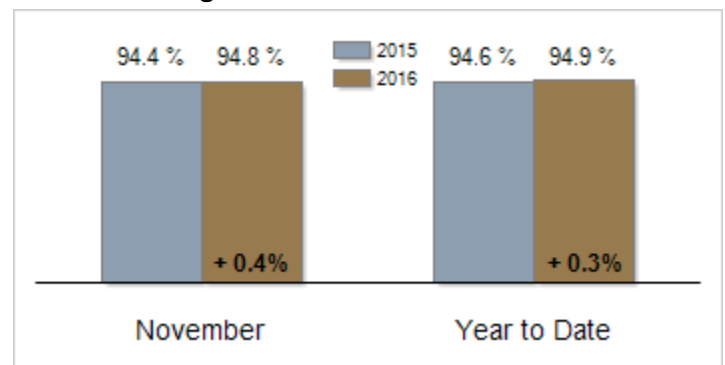
Activity: Year to Date



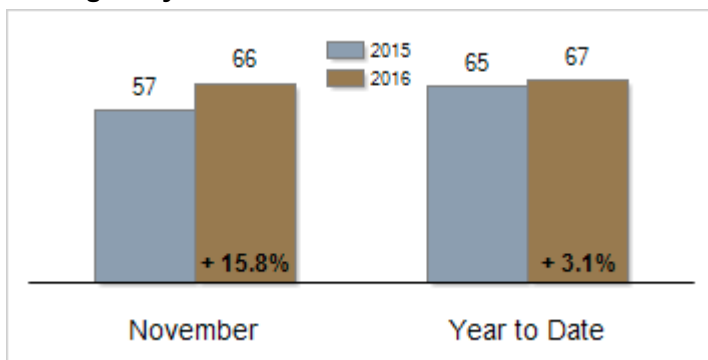
Median Sales Price



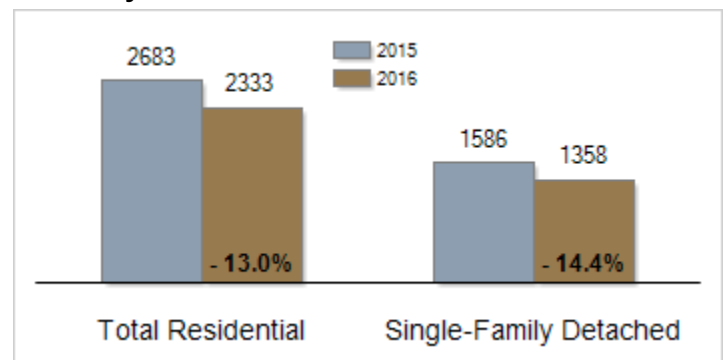
Percent of Original List Price Received at Sale



Average Days on Market Until Sale



Inventory of Homes for Sale: November



All information presented is based on data supplied by TReND MLS. TReND MLS does not guarantee nor is it responsible for its accuracy. Data maintained by the MLS may not reflect all real estate activities in the market. Information is deemed reliable but not guaranteed.