

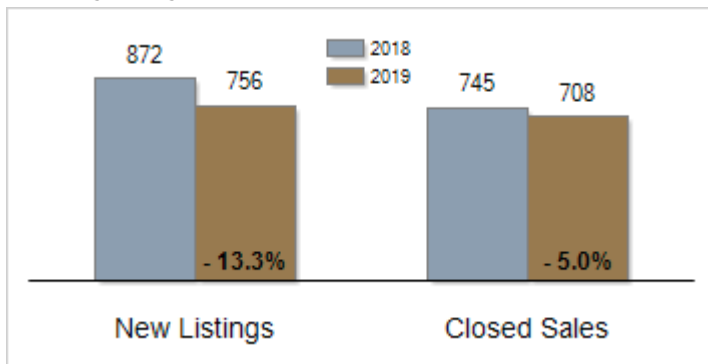


Patterson-Schwartz Real Estate Residential Market Update

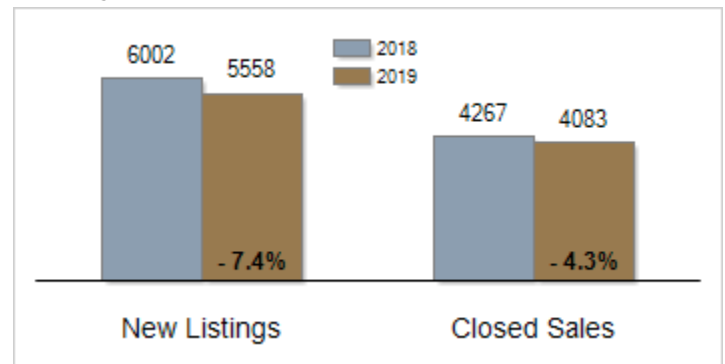
As of Wednesday, August 07, 2019 3:59:27 PM

All New Castle County	July			Year To Date		
	2018	2019	Change	2018	2019	Change
New Listings	872	756	- 13.3%	6002	5558	- 7.4%
Closed Sales	745	708	- 5.0%	4267	4083	- 4.3%
Pending Sales	667	541	- 18.9%	4655	4399	- 5.5%
Median Sales Price	\$228,000	\$250,000	+ 9.6%	\$223,500	\$235,000	+ 5.1%
% of Original List Price Received at Sale	96.3%	96.8%	+ 0.5%	96.5%	96.1%	- 0.4%
Average Days on Market Until Sale	36	48	+ 33.3%	49	58	+ 18.4%

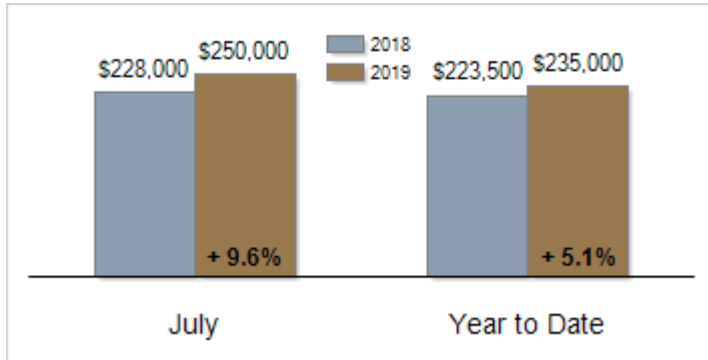
Activity: July



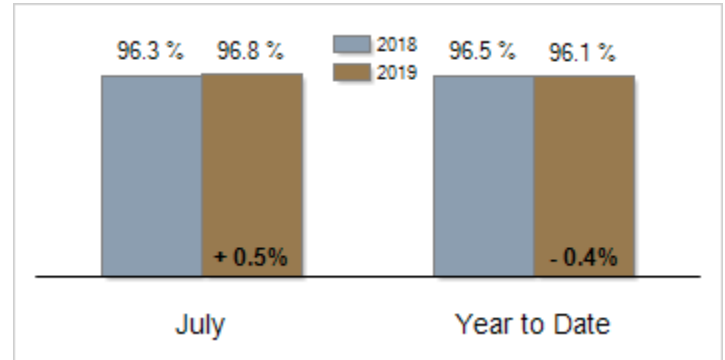
Activity: Year to Date



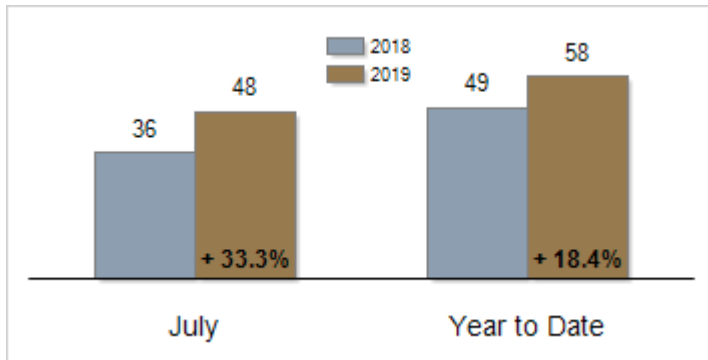
Median Sales Price



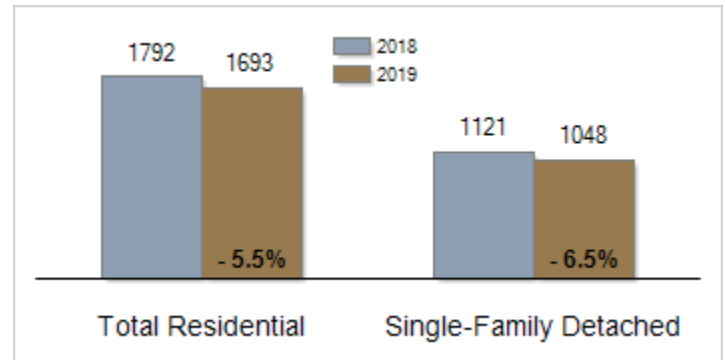
Percent of Original List Price Received at Sale



Average Days on Market Until Sale



Inventory of Homes for Sale: July



All information presented is based on data supplied by BRIGHT MLS. BRIGHT MLS does not guarantee nor is it responsible for its accuracy. Data maintained by the MLS may not reflect all real estate activities in the market. Information is deemed reliable but not guaranteed.