



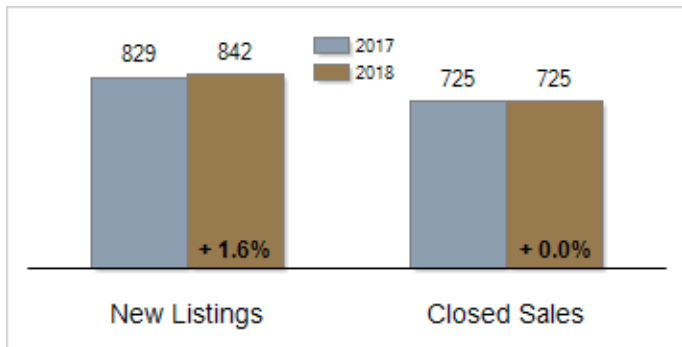
Patterson-Schwartz Real Estate

Residential Market Update

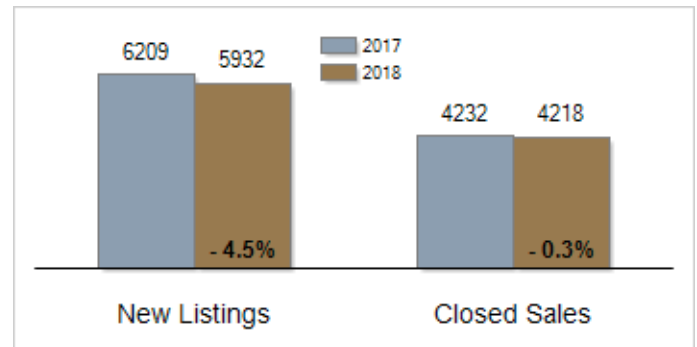
As of Saturday, August 11, 2018 10:41:42 AM

All New Castle County	July			Year To Date		
	2017	2018	Change	2017	2018	Change
New Listings	829	842	+ 1.6%	6209	5932	- 4.5%
Closed Sales	725	725	+ 0.0%	4232	4218	- 0.3%
Pending Sales	713	642	- 10.0%	4672	4605	- 1.4%
Median Sales Price	\$231,000	\$227,000	- 1.7%	\$219,900	\$223,750	+ 1.8%
% of Original List Price Received at Sale	95.9%	96.2%	+ 0.3%	94.6%	96.4%	+ 1.8%
Average Days on Market Until Sale	49	38	- 22.4%	61	50	- 18.0%
Total Residential Listing Inventory (as of 07/31)	2323	1773	- 23.7%			
Single-Family Detached Inventory (as of 07/31)	1391	1093	- 21.4%			

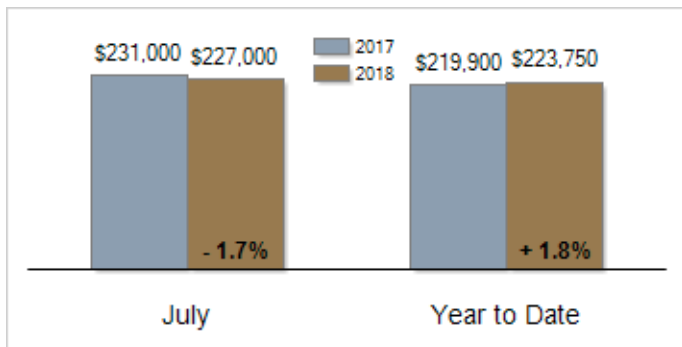
Activity: July



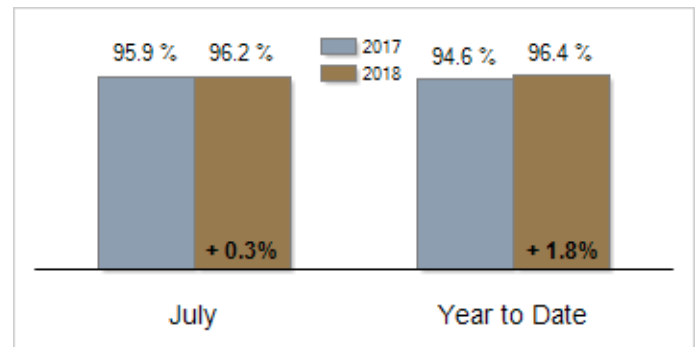
Activity: Year to Date



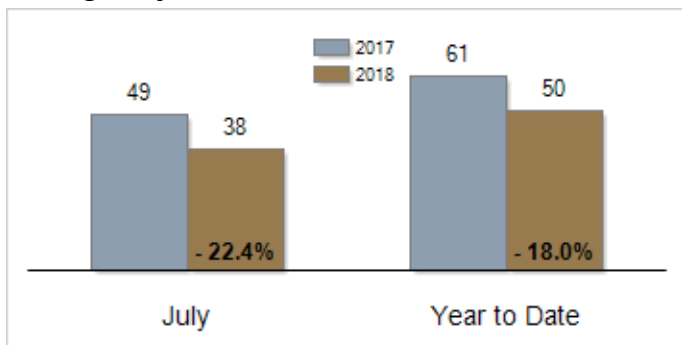
Median Sales Price



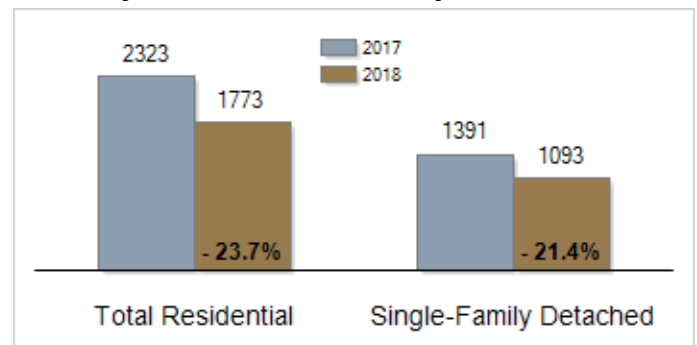
Percent of Original List Price Received at Sale



Average Days on Market Until Sale



Inventory of Homes for Sale: July



All information presented is based on data supplied by TReND MLS. TReND MLS does not guarantee nor is it responsible for its accuracy. Data maintained by the MLS may not reflect all real estate activities in the market. Information is deemed reliable but not guaranteed.