



# Patterson-Schwartz Real Estate Residential Market Update

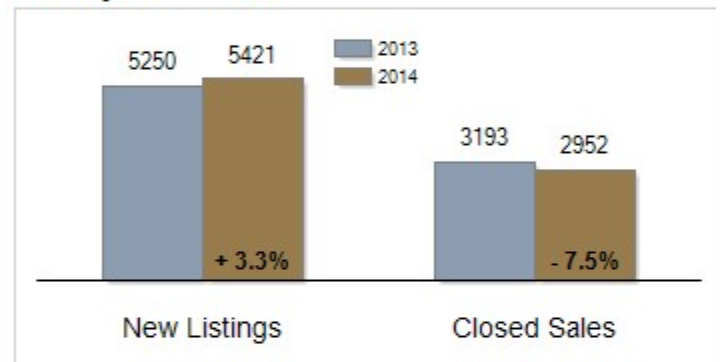
As of Wednesday, August 13, 2014 9:52:47 AM

All New Castle County	July			Year To Date		
	2013	2014	Change	2013	2014	Change
New Listings	761	820	+ 7.8%	5250	5421	+ 3.3%
Closed Sales	604	497	- 17.7%	3193	2952	- 7.5%
Pending Sales	487	474	- 2.7%	3450	3274	- 5.1%
Median Sales Price	\$212,125	\$210,000	- 1.0%	\$195,000	\$202,000	+ 3.6%
% of Original List Price Received at Sale	95.4%	94.9%	- 0.5%	94.1%	94.5%	+ 0.4%
Average Days on Market Until Sale	63	61	- 3.2%	73	69	- 5.5%
Total Residential Listing Inventory (as of 07/31)	2608	2651	+ 1.6%			
Single-Family Detached Inventory (as of 07/31)	1553	1649	+ 6.2%			

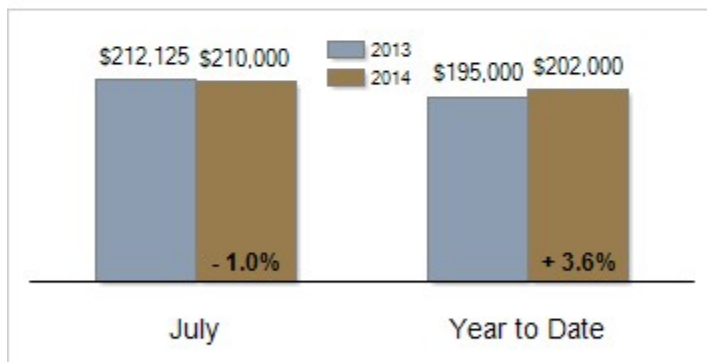
### Activity: July



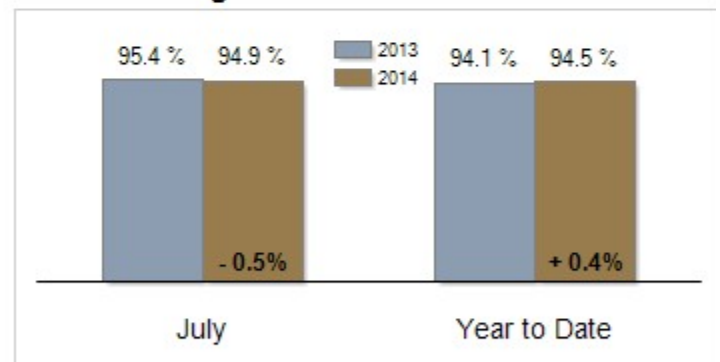
### Activity: Year to Date



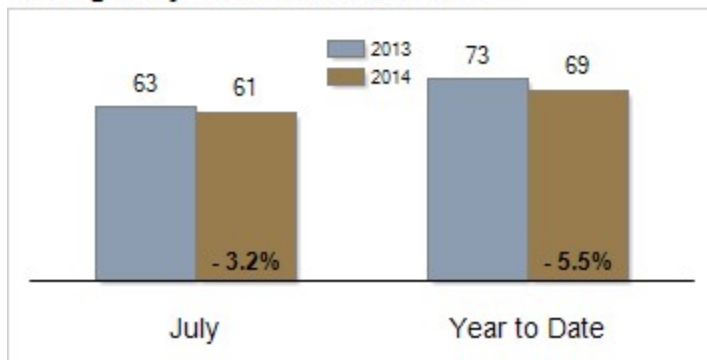
### Median Sales Price



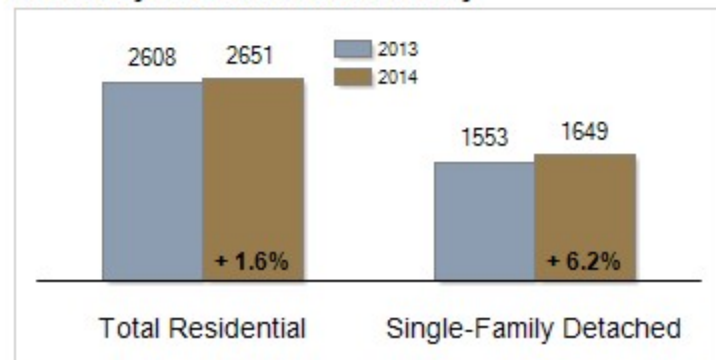
### Percent of Original List Price Received at Sale



### Average Days on Market Until Sale



### Inventory of Homes for Sale: July



All information presented is based on data supplied by TReND MLS. TReND MLS does not guarantee nor is it responsible for its accuracy. Data maintained by the MLS may not reflect all real estate activities in the market. Information is deemed reliable but not guaranteed.