



Patterson-Schwartz Real Estate

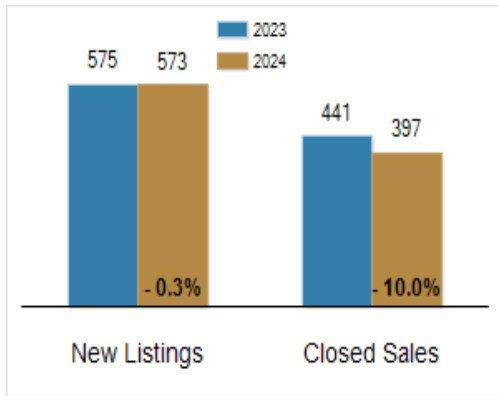
Residential Market Update

As of Monday, April 8, 2024 1:40:58 PM

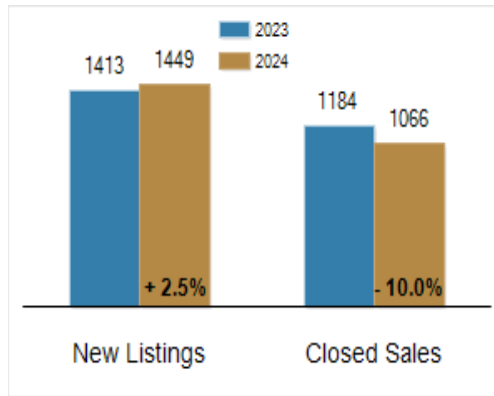
All New Castle County	March			Year To Date		
	2023	2024	Change	2023	2024	Change
New Listings	575	573	- 0.3%	1413	1449	+ 2.5%
Closed Sales	441	397	- 10.0%	1184	1066	- 10.0%
Pending Sales	458	407	- 11.1%	1289	1161	- 9.9%
Median Sales Price	\$310,000	\$345,000	+ 11.3%	\$308,000	\$331,250	+ 7.5%
% of Original List Price Received at Sale	99.7%	100.1%	+ 0.4%	98.3%	98.8%	+ 0.5%
Average Days on Market Until Sale	24	27	+ 12.5%	28	27	- 3.6%

Total Residential Listing Inventory as of April 8, 2024	588
Total Residential Listing Inventory (excluding new construction) as of April 8, 2024	406

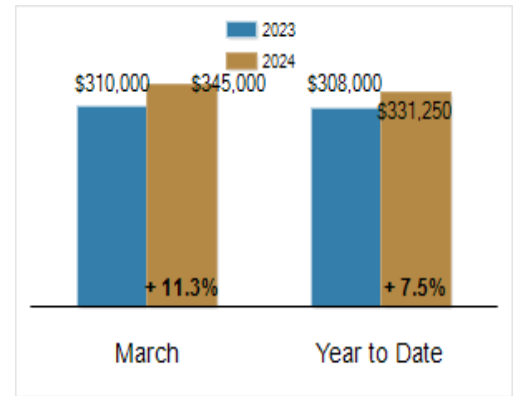
Activity: March



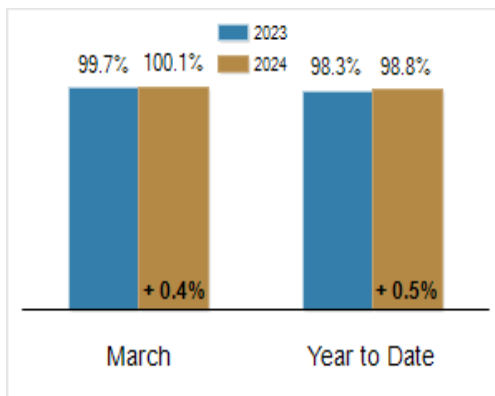
Activity: Year to Date



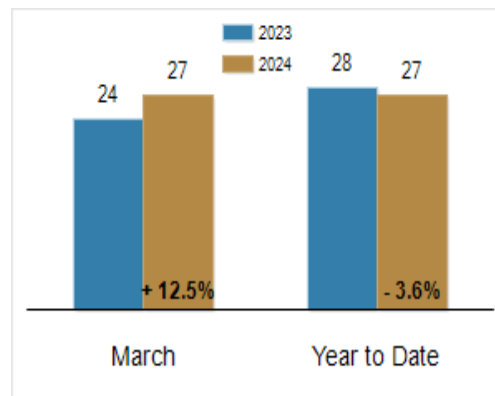
Median Sales Price



Percent of Original List Price Received at Sale



Average Days on Market Until Sale



All information presented is based on data supplied by BRIGHT MLS. BRIGHT MLS does not guarantee nor is it responsible for its accuracy. Data maintained by the MLS may not reflect all real estate activities in the market. Information is deemed reliable but not guaranteed.