

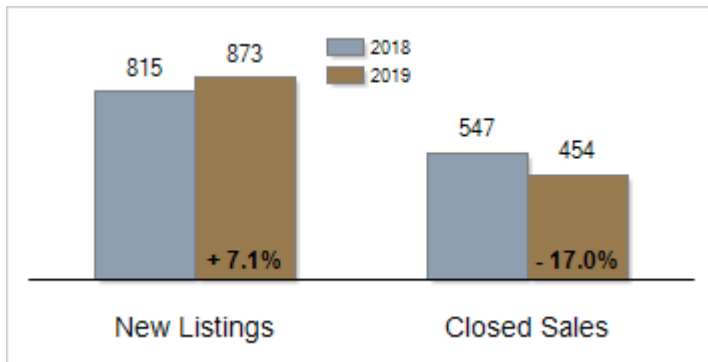


# Patterson-Schwartz Real Estate Residential Market Update

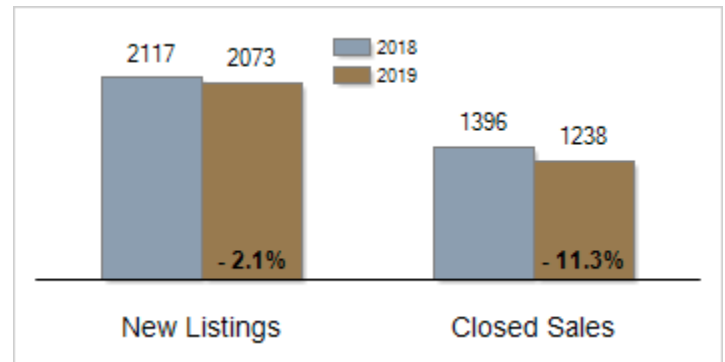
As of Wednesday, April 10, 2019 3:55:55 PM

All New Castle County	March			Year To Date		
	2018	2019	Change	2018	2019	Change
New Listings	815	873	+ 7.1%	2117	2073	- 2.1%
Closed Sales	547	454	- 17.0%	1396	1238	- 11.3%
Pending Sales	675	566	- 16.1%	1694	1536	- 9.3%
Median Sales Price	\$217,400	\$225,000	+ 3.5%	\$213,500	\$225,000	+ 5.4%
% of Original List Price Received at Sale	96.7%	95.8%	- 0.9%	96.2%	94.4%	- 1.8%
Average Days on Market Until Sale	59	68	+ 15.3%	59	67	+ 13.6%

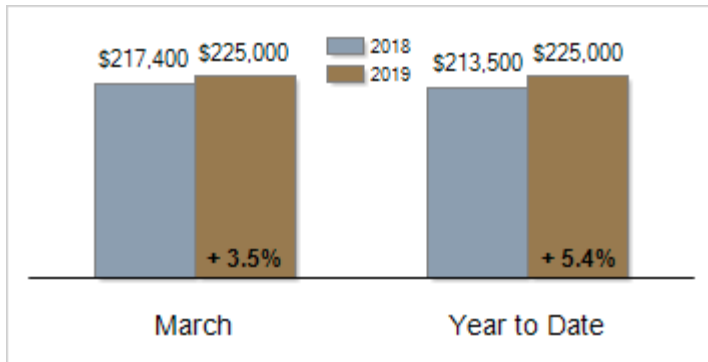
Activity: March



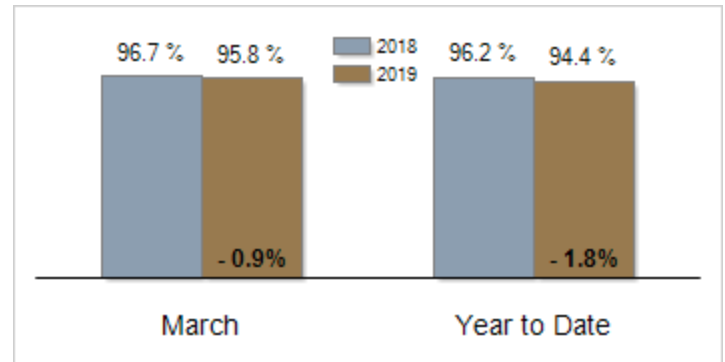
Activity: Year to Date



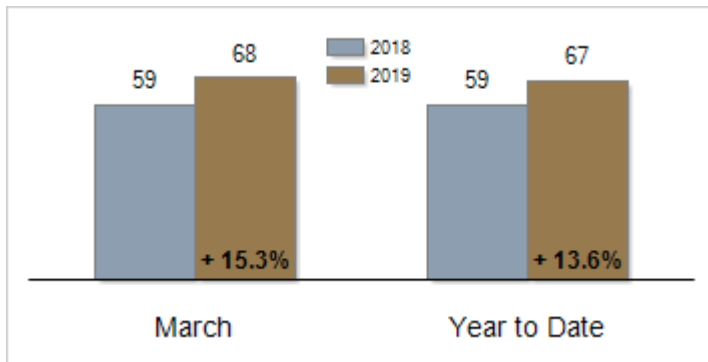
Median Sales Price



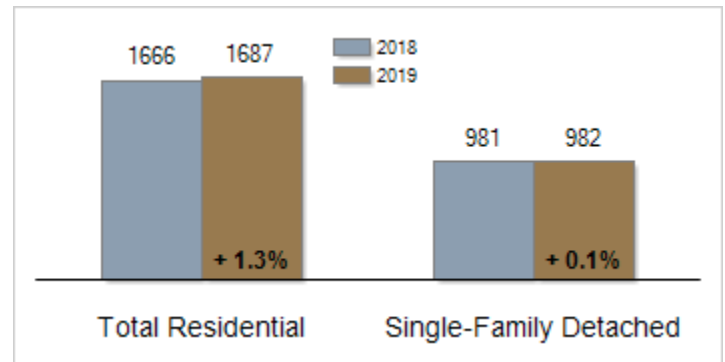
Percent of Original List Price Received at Sale



Average Days on Market Until Sale



Inventory of Homes for Sale: March



All information presented is based on data supplied by BRIGHT MLS. BRIGHT MLS does not guarantee nor is it responsible for its accuracy. Data maintained by the MLS may not reflect all real estate activities in the market. Information is deemed reliable but not guaranteed.