

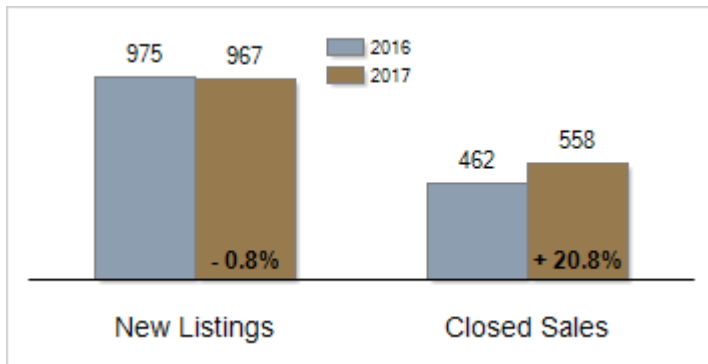


# Patterson-Schwartz Real Estate Residential Market Update

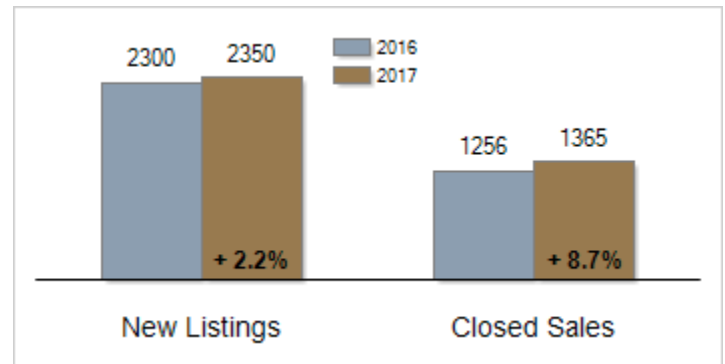
As of Tuesday, April 11, 2017 9:41:24 AM

All New Castle County	March			Year To Date		
	2016	2017	Change	2016	2017	Change
<b>New Listings</b>	975	967	- 0.8%	2300	2350	+ 2.2%
<b>Closed Sales</b>	462	558	+ 20.8%	1256	1365	+ 8.7%
<b>Pending Sales</b>	630	698	+ 10.8%	1519	1755	+ 15.5%
<b>Median Sales Price</b>	\$205,500	\$215,000	+ 4.6%	\$208,000	\$207,900	+ 0.0%
<b>% of Original List Price Received at Sale</b>	95.0%	94.1%	- 0.9%	94.3%	93.1%	- 1.2%
<b>Average Days on Market Until Sale</b>	74	76	+ 2.7%	77	75	- 2.6%
<b>Total Residential Listing Inventory (as of 03/31)</b>	2505	2082	- 16.9%			
<b>Single-Family Detached Inventory (as of 03/31)</b>	1465	1260	- 14.0%			

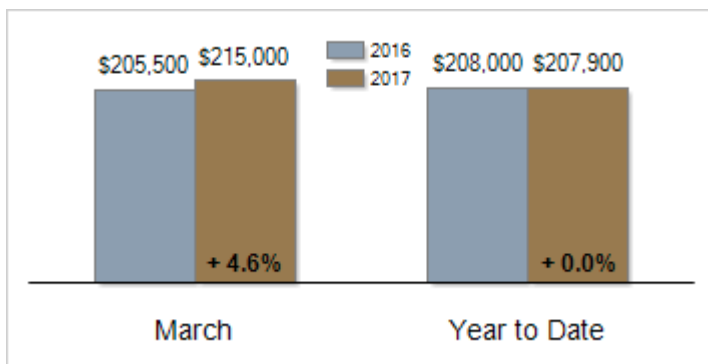
Activity: March



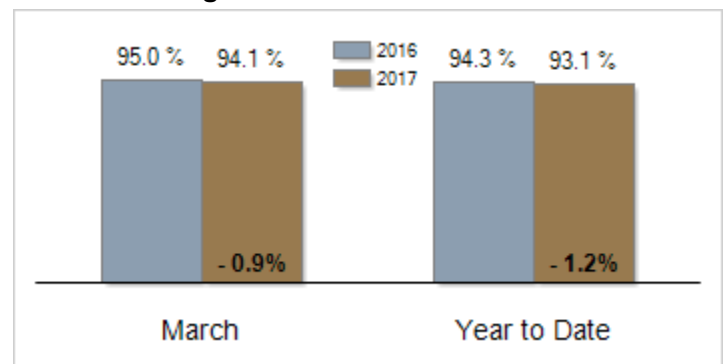
Activity: Year to Date



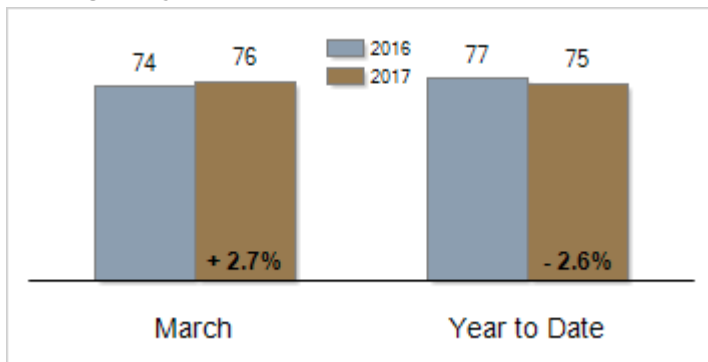
Median Sales Price



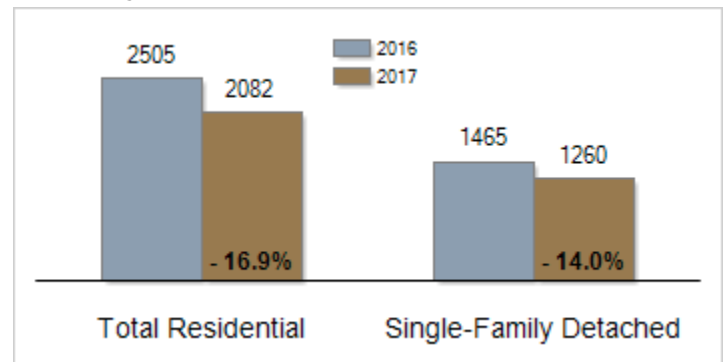
Percent of Original List Price Received at Sale



Average Days on Market Until Sale



Inventory of Homes for Sale: March



All information presented is based on data supplied by TRend MLS. TRend MLS does not guarantee nor is it responsible for its accuracy. Data maintained by the MLS may not reflect all real estate activities in the market. Information is deemed reliable but not guaranteed.