

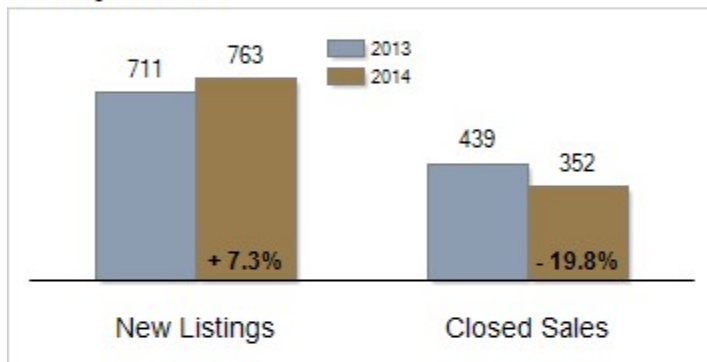


# Patterson-Schwartz Real Estate Residential Market Update

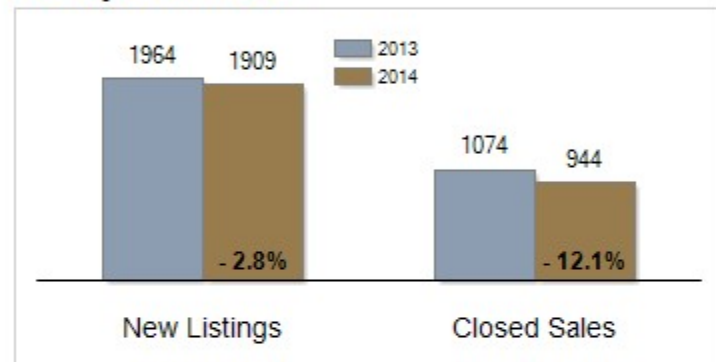
As of Monday, April 14, 2014 9:40:44 AM

All New Castle County	March			Year To Date		
	2013	2014	Change	2013	2014	Change
New Listings	711	763	+ 7.3%	1964	1909	- 2.8%
Closed Sales	439	352	- 19.8%	1074	944	- 12.1%
Pending Sales	516	489	- 5.2%	1365	1187	- 13.0%
Median Sales Price	\$180,000	\$198,950	+ 10.5%	\$180,000	\$190,000	+ 5.6%
% of Original List Price Received at Sale	92.3%	94.2%	+ 1.9%	92.5%	94.1%	+ 1.6%
Average Days on Market Until Sale	82	72	- 12.2%	82	72	- 12.2%
Total Residential Listing Inventory (as of 03/31)	2268	2236	- 1.4%			
Single-Family Detached Inventory (as of 03/31)	1327	1327	+ 0.0%			

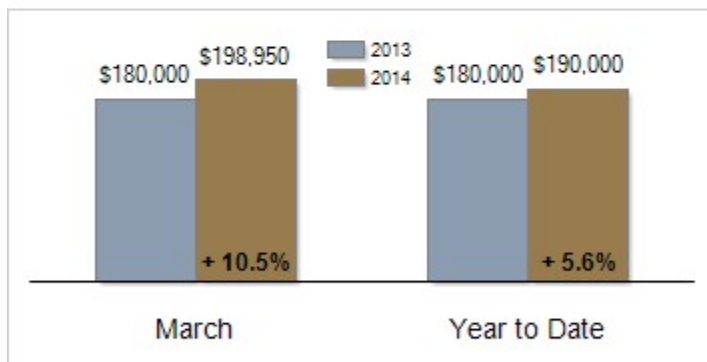
## Activity: March



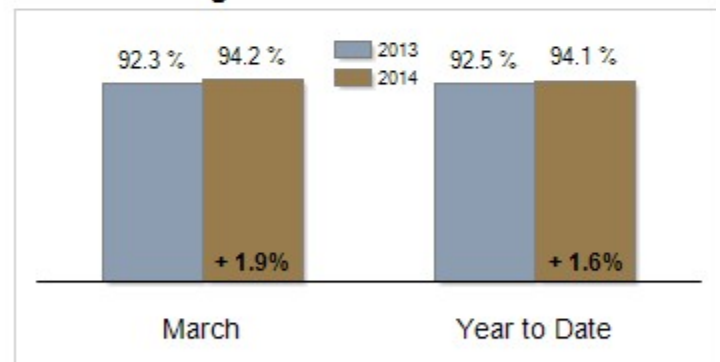
## Activity: Year to Date



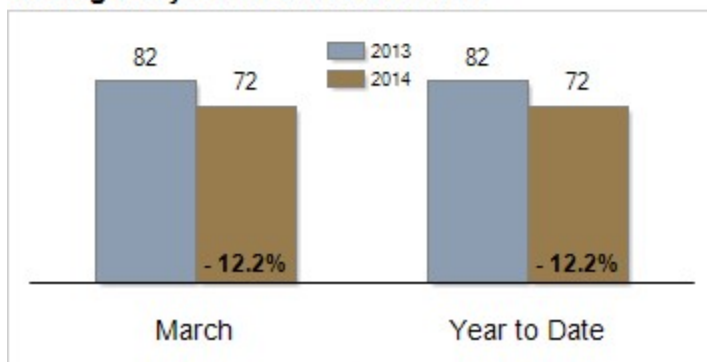
## Median Sales Price



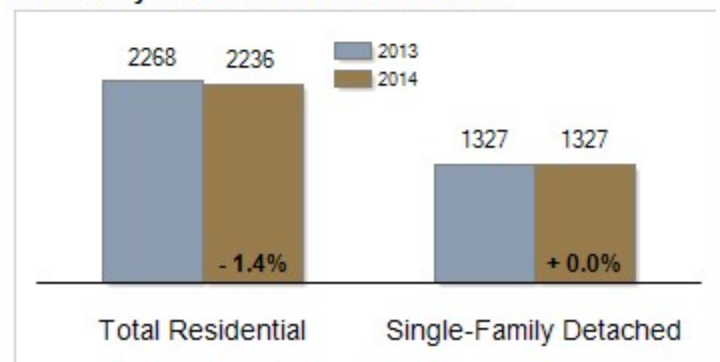
## Percent of Original List Price Received at Sale



## Average Days on Market Until Sale



## Inventory of Homes for Sale: March



All information presented is based on data supplied by TREND MLS. TREND MLS does not guarantee nor is it responsible for its accuracy. Data maintained by the MLS may not reflect all real estate activities in the market. Information is deemed reliable but not guaranteed.