



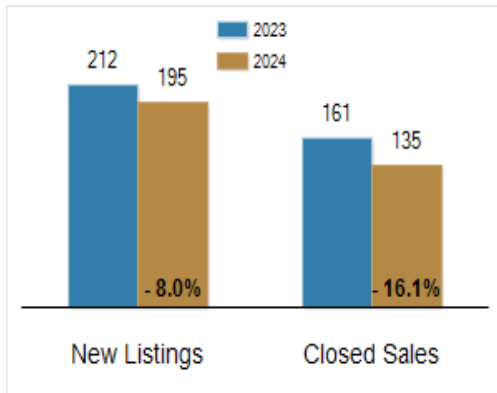
Patterson-Schwartz Real Estate

Residential Market Update

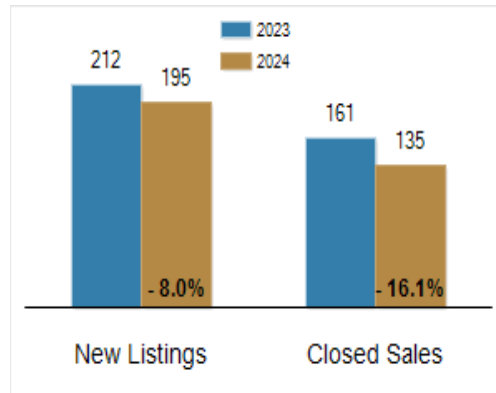
As of Wednesday, February 7, 2024 10:19:27 AM

All Kent County	January			Year To Date		
	2023	2024	Change	2023	2024	Change
New Listings	212	195	- 8.0%	212	195	- 8.0%
Closed Sales	161	135	- 16.1%	161	135	- 16.1%
Pending Sales	168	132	- 21.4%	168	132	- 21.4%
Median Sales Price	\$300,000	\$315,990	+ 5.3%	\$300,000	\$315,990	+ 5.3%
% of Original List Price Received at Sale	96.5%	98.5%	+ 2.0%	96.5%	98.5%	+ 2.0%
Average Days on Market Until Sale	36	28	- 22.2%	36	28	- 22.2%
Total Residential Listing Inventory (as of 01/31)	347	469	+ 35.2%			
Single-Family Detached Inventory (as of 01/31)	281	391	+ 39.1%			

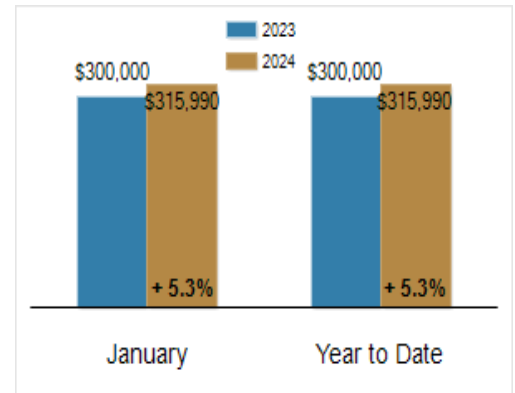
Activity: January



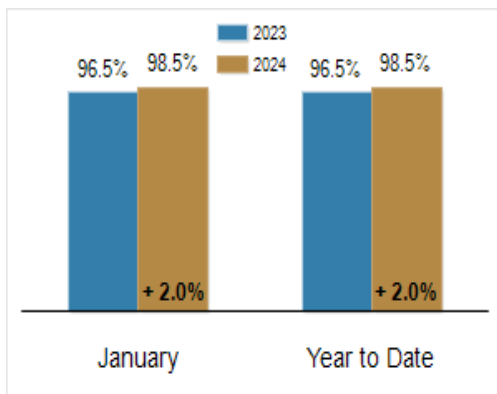
Activity: Year to Date



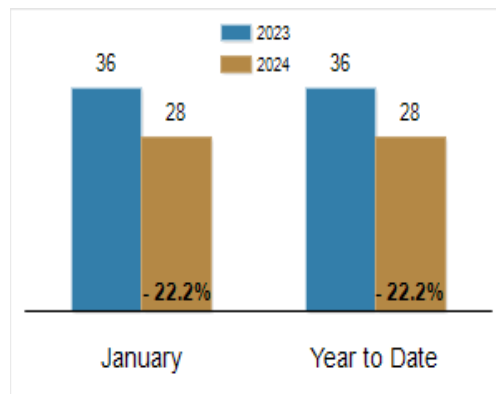
Median Sales Price



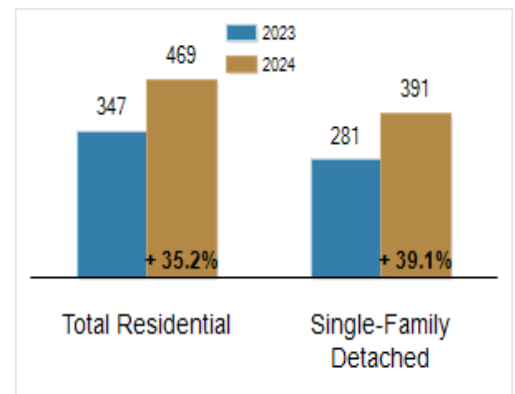
Percent of Original List Price Received at Sale



Average Days on Market Until Sale



Inventory of Homes for Sale: January



All information presented is based on data supplied by BRIGHT MLS. BRIGHT MLS does not guarantee nor is it responsible for its accuracy. Data maintained by the MLS may not reflect all real estate activities in the market. Information is deemed reliable but not guaranteed.