

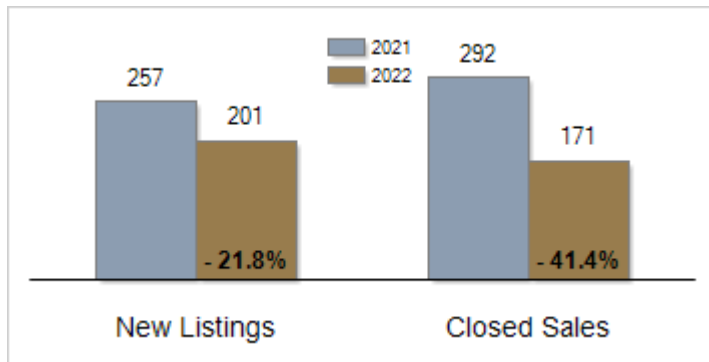


Patterson-Schwartz Real Estate Residential Market Update

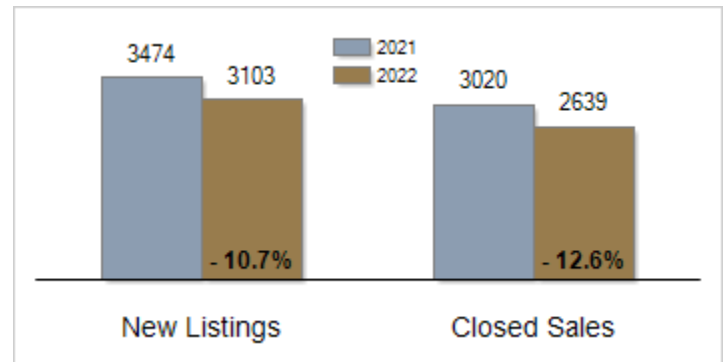
As of Thursday, December 8, 2022 4:41:09 PM

All Kent County	November			Year To Date		
	2021	2022	Change	2021	2022	Change
New Listings	257	201	- 21.8%	3474	3103	- 10.7%
Closed Sales	292	171	- 41.4%	3020	2639	- 12.6%
Pending Sales	271	147	- 45.8%	3049	2557	- 16.1%
Median Sales Price	\$292,625	\$310,000	+ 5.9%	\$280,000	\$305,000	+ 8.9%
% of Original List Price Received at Sale	99.9%	97.2%	- 2.7%	100.5%	99.5%	- 1.0%
Average Days on Market Until Sale	21	29	+ 38.1%	20	22	+ 10.0%
Total Residential Listing Inventory (as of 11/30)	321	477	+ 48.6%			
Single-Family Detached Inventory (as of 11/30)	256	387	+ 51.2%			

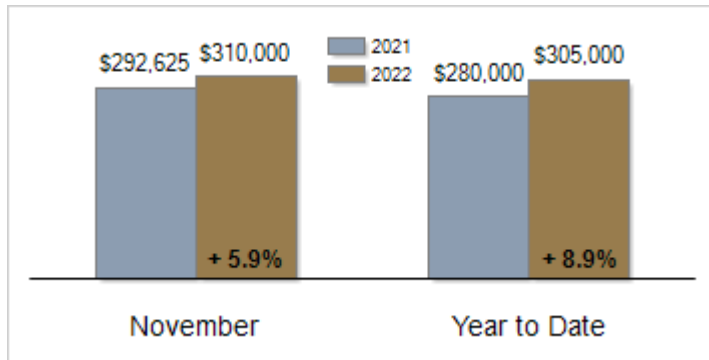
Activity: November



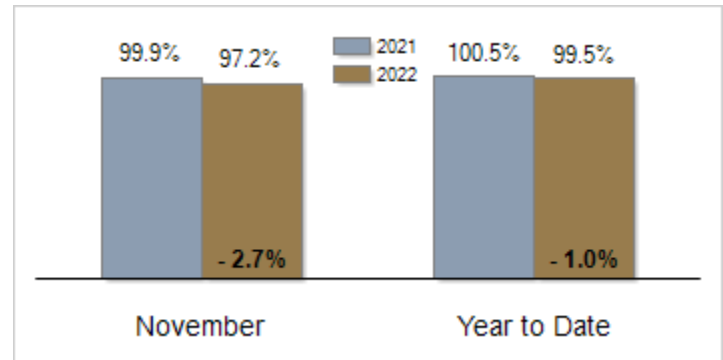
Activity: Year to Date



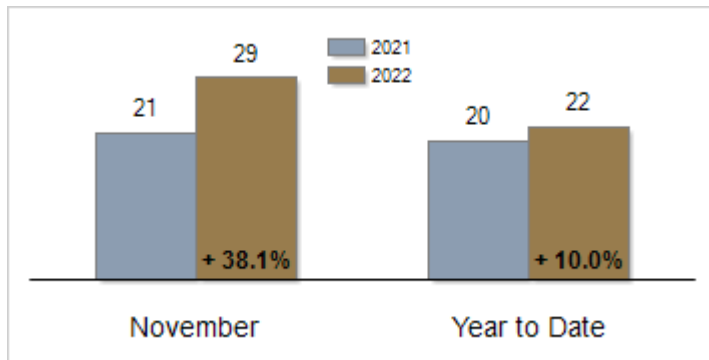
Median Sales Price



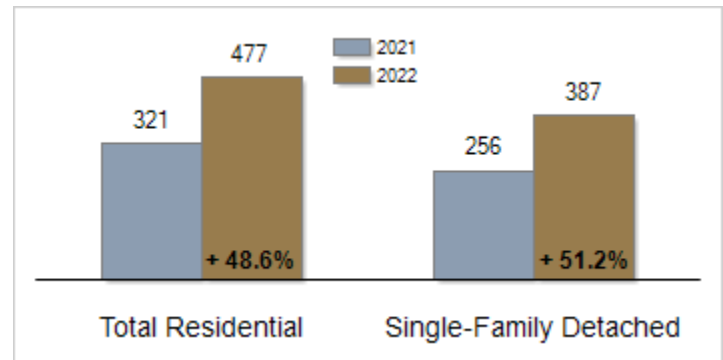
Percent of Original List Price Received at Sale



Average Days on Market Until Sale



Inventory of Homes for Sale: November



All information presented is based on data supplied by BRIGHT MLS. BRIGHT MLS does not guarantee nor is it responsible for its accuracy. Data maintained by the MLS may not reflect all real estate activities in the market. Information is deemed reliable but not guaranteed.