



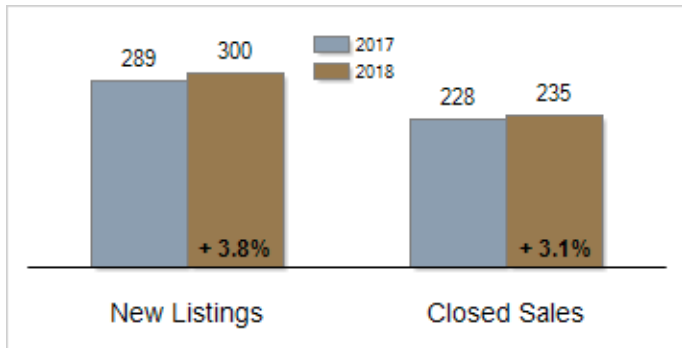
Patterson-Schwartz Real Estate

Residential Market Update

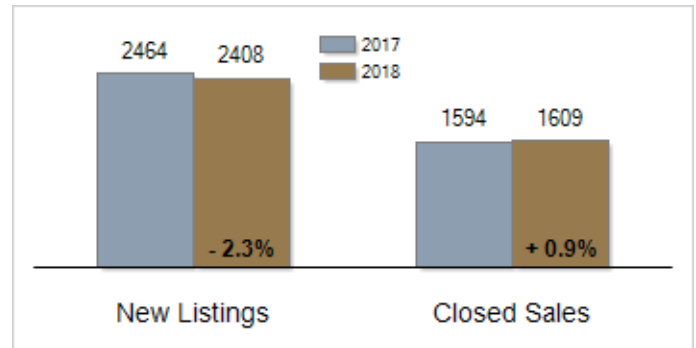
As of Monday, September 10, 2018 10:35:11 AM

All Kent County	August			Year To Date		
	2017	2018	Change	2017	2018	Change
New Listings	289	300	+ 3.8%	2464	2408	- 2.3%
Closed Sales	228	235	+ 3.1%	1594	1609	+ 0.9%
Pending Sales	203	205	+ 1.0%	1713	1699	- 0.8%
Median Sales Price	\$215,577	\$217,000	+ 0.7%	\$199,900	\$207,000	+ 3.6%
% of Original List Price Received at Sale	95.5%	97.4%	+ 1.9%	95.4%	96.7%	+ 1.3%
Average Days on Market Until Sale	76	49	- 35.5%	86	63	- 26.7%
Total Residential Listing Inventory (as of 08/31)	1148	939	- 18.2%			
Single-Family Detached Inventory (as of 08/31)	996	823	- 17.4%			

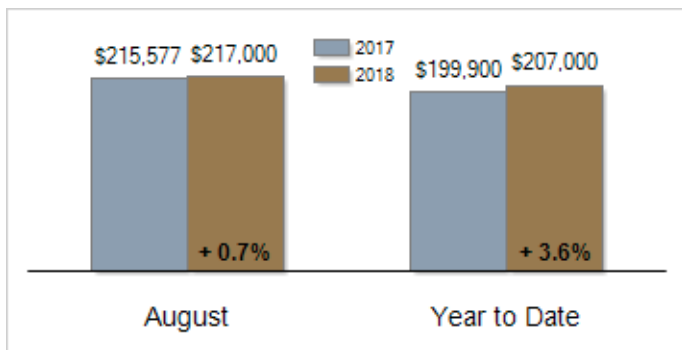
Activity: August



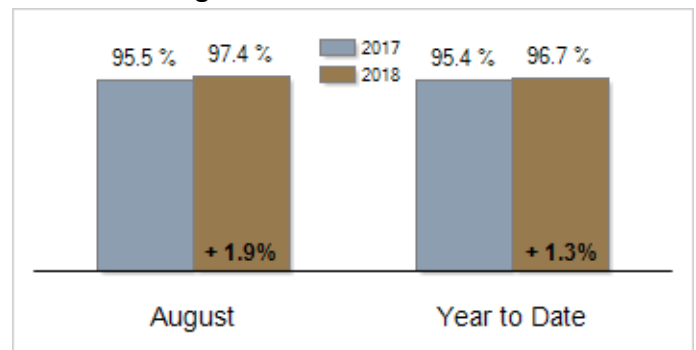
Activity: Year to Date



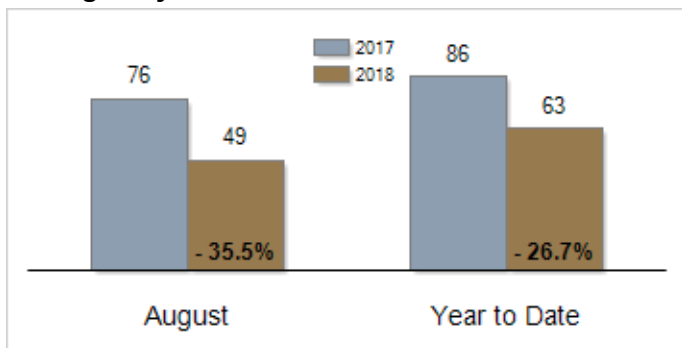
Median Sales Price



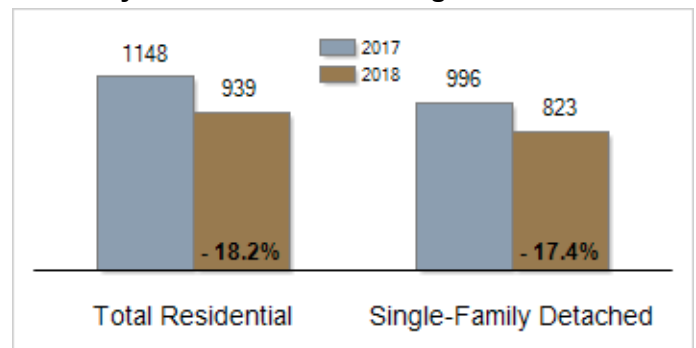
Percent of Original List Price Received at Sale



Average Days on Market Until Sale



Inventory of Homes for Sale: August



All information presented is based on data supplied by TRenD MLS. TRenD MLS does not guarantee nor is it responsible for its accuracy. Data maintained by the MLS may not reflect all real estate activities in the market. Information is deemed reliable but not guaranteed.