



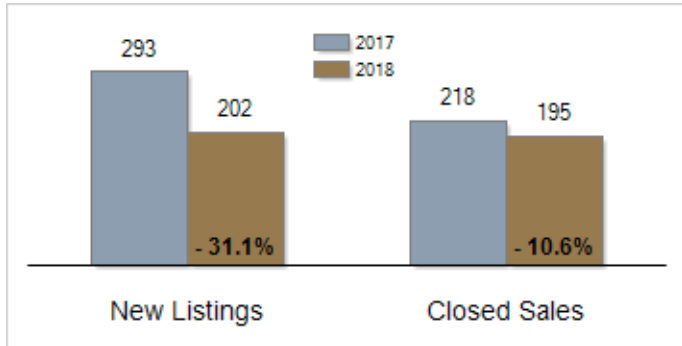
Patterson-Schwartz Real Estate

Residential Market Update

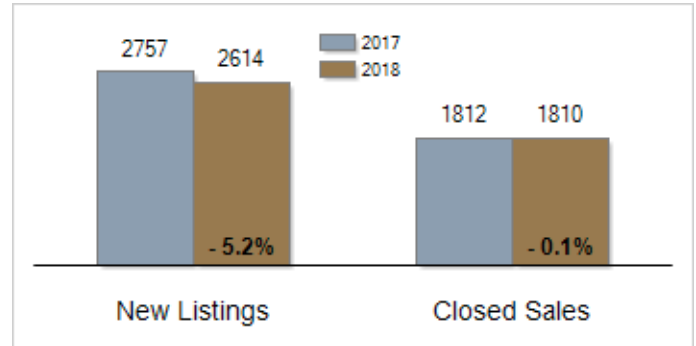
As of Wednesday, October 10, 2018 4:08:13 PM

All Kent County	September			Year To Date		
	2017	2018	Change	2017	2018	Change
New Listings	293	202	- 31.1%	2757	2614	- 5.2%
Closed Sales	218	195	- 10.6%	1812	1810	- 0.1%
Pending Sales	204	185	- 9.3%	1917	1887	- 1.6%
Median Sales Price	\$205,000	\$220,000	+ 7.3%	\$200,000	\$209,000	+ 4.5%
% of Original List Price Received at Sale	97.0%	96.3%	- 0.7%	95.6%	96.7%	+ 1.1%
Average Days on Market Until Sale	69	64	- 7.2%	84	63	- 25.0%
Total Residential Listing Inventory (as of 09/30)	1149	893	- 22.3%			
Single-Family Detached Inventory (as of 09/30)	980	777	- 20.7%			

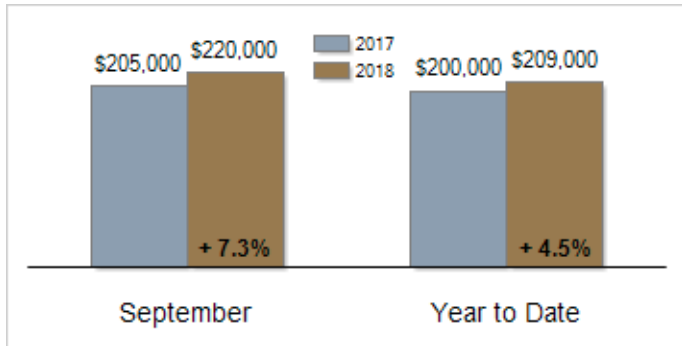
Activity: September



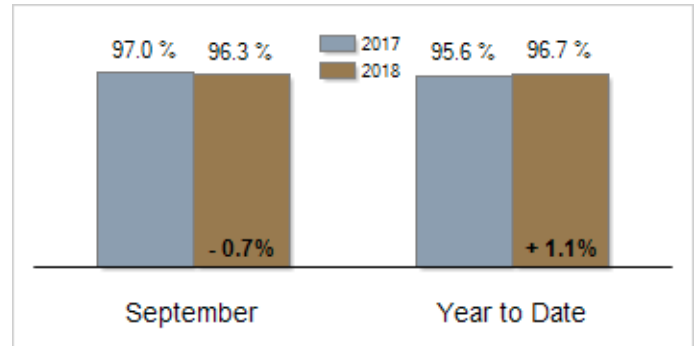
Activity: Year to Date



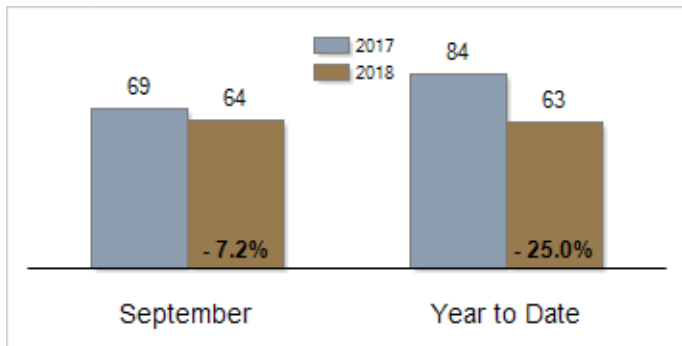
Median Sales Price



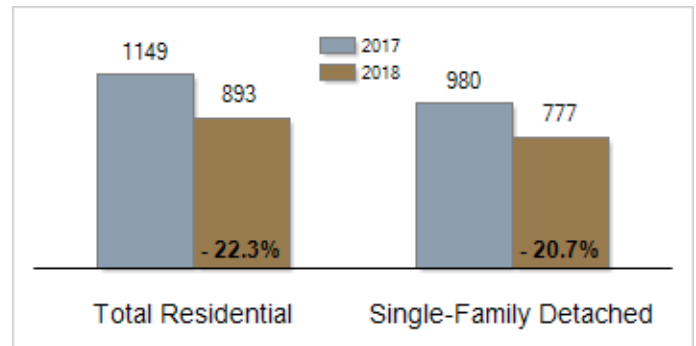
Percent of Original List Price Received at Sale



Average Days on Market Until Sale



Inventory of Homes for Sale: September



All information presented is based on data supplied by TRenD MLS. TRenD MLS does not guarantee nor is it responsible for its accuracy. Data maintained by the MLS may not reflect all real estate activities in the market. Information is deemed reliable but not guaranteed.