

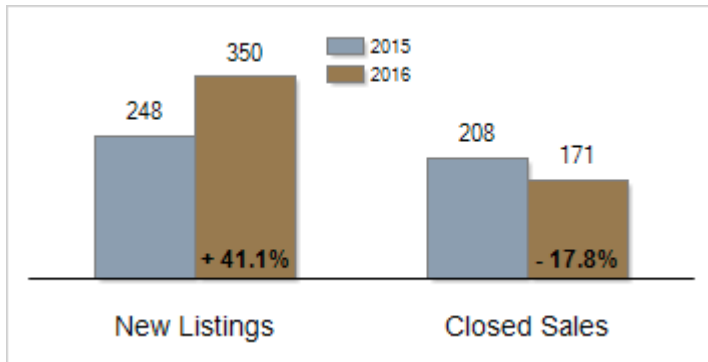


Patterson-Schwartz Real Estate Residential Market Update

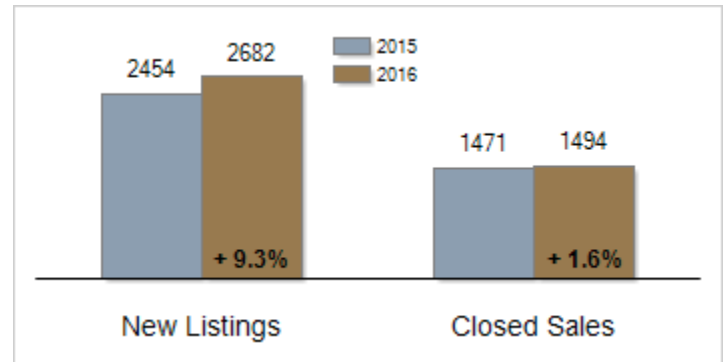
As of Monday, October 10, 2016 11:19:52 AM

All Kent County	September			Year To Date		
	2015	2016	Change	2015	2016	Change
New Listings	248	350	+ 41.1%	2454	2682	+ 9.3%
Closed Sales	208	171	- 17.8%	1471	1494	+ 1.6%
Pending Sales	187	187	+ 0.0%	1545	1612	+ 4.3%
Median Sales Price	\$180,000	\$205,000	+ 13.9%	\$190,000	\$199,000	+ 4.7%
% of Original List Price Received at Sale	95.3%	93.6%	- 1.7%	94.8%	95.1%	+ 0.3%
Average Days on Market Until Sale	73	90	+ 23.3%	90	88	- 2.2%
Total Residential Listing Inventory (as of 09/30)	1279	1259	- 1.6%			
Single-Family Detached Inventory (as of 09/30)	1099	1083	- 1.5%			

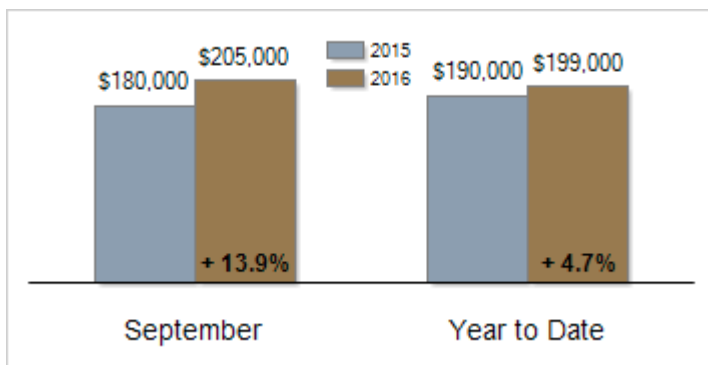
Activity: September



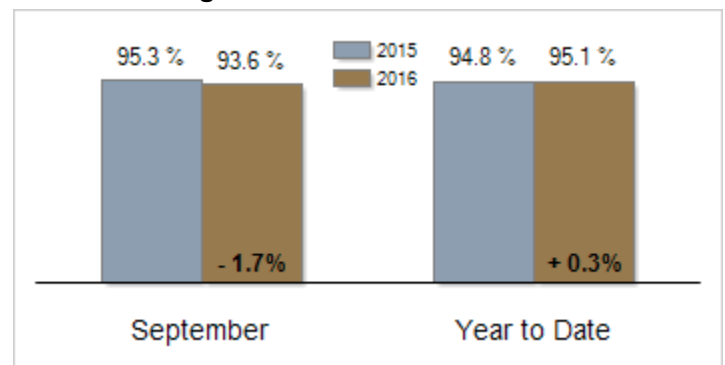
Activity: Year to Date



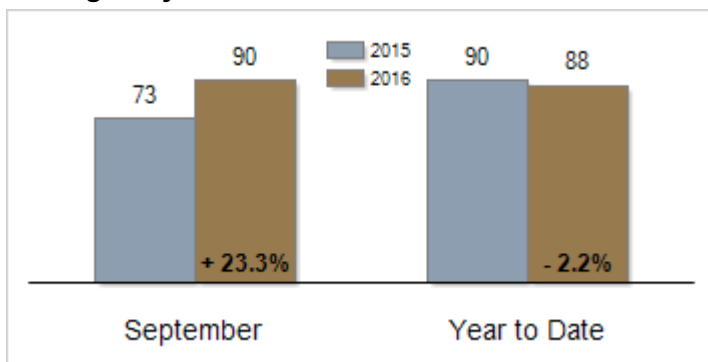
Median Sales Price



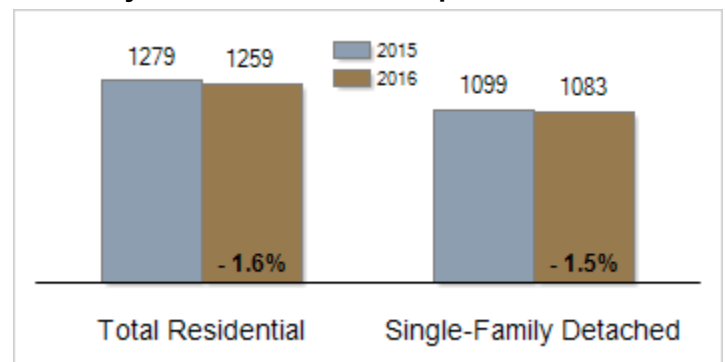
Percent of Original List Price Received at Sale



Average Days on Market Until Sale



Inventory of Homes for Sale: September



All information presented is based on data supplied by TReND MLS. TReND MLS does not guarantee nor is it responsible for its accuracy. Data maintained by the MLS may not reflect all real estate activities in the market. Information is deemed reliable but not guaranteed.