



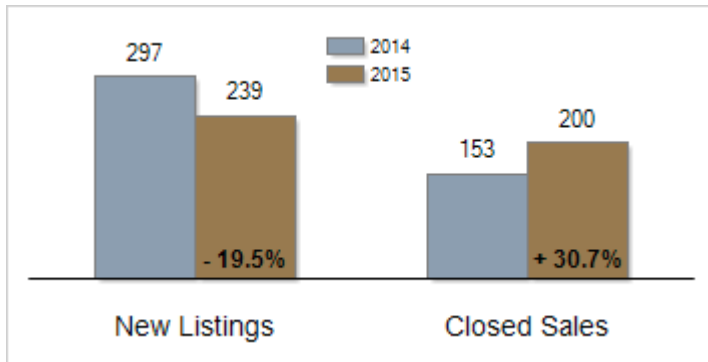
# Patterson-Schwartz Real Estate

## Residential Market Update

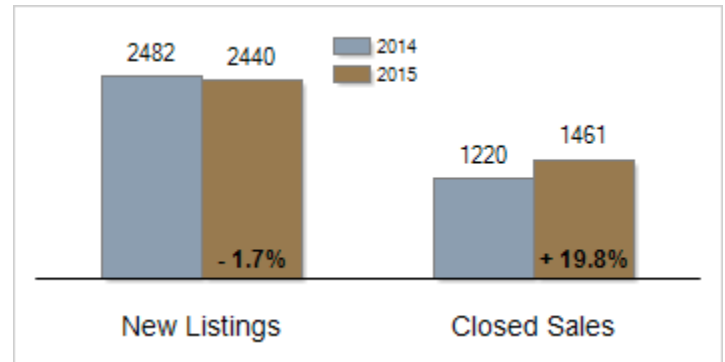
As of Friday, October 09, 2015 3:06:15 PM

All Kent County	September			Year To Date		
	2014	2015	Change	2014	2015	Change
<b>New Listings</b>	297	239	- 19.5%	2482	2440	- 1.7%
<b>Closed Sales</b>	153	200	+ 30.7%	1220	1461	+ 19.8%
<b>Pending Sales</b>	146	192	+ 31.5%	1353	1569	+ 16.0%
<b>Median Sales Price</b>	\$191,000	\$179,500	- 6.0%	\$184,000	\$190,000	+ 3.3%
<b>% of Original List Price Received at Sale</b>	94.6%	111.7%	+ 17.1%	94.5%	96.8%	+ 2.3%
<b>Average Days on Market Until Sale</b>	93	75	- 19.4%	102	90	- 11.8%
<b>Total Residential Listing Inventory (as of 09/30)</b>	1343	1203	- 10.4%			
<b>Single-Family Detached Inventory (as of 09/30)</b>	1144	1033	- 9.7%			

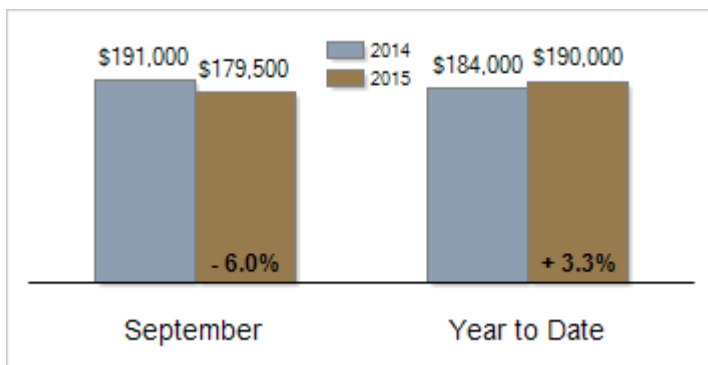
Activity: September



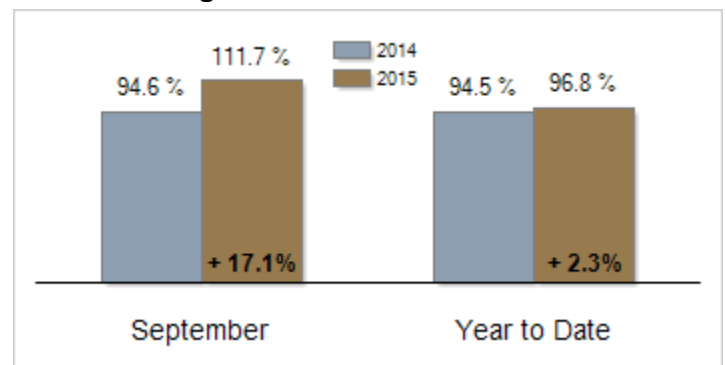
Activity: Year to Date



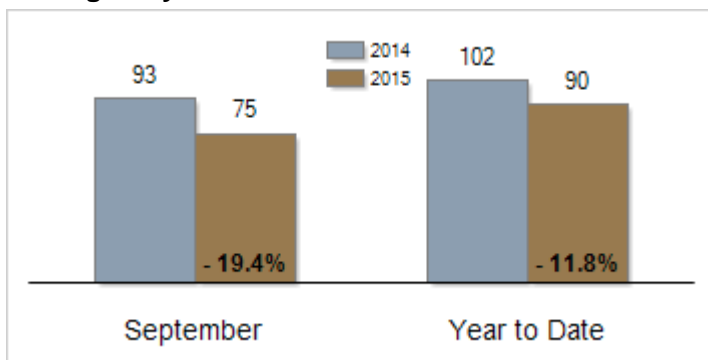
Median Sales Price



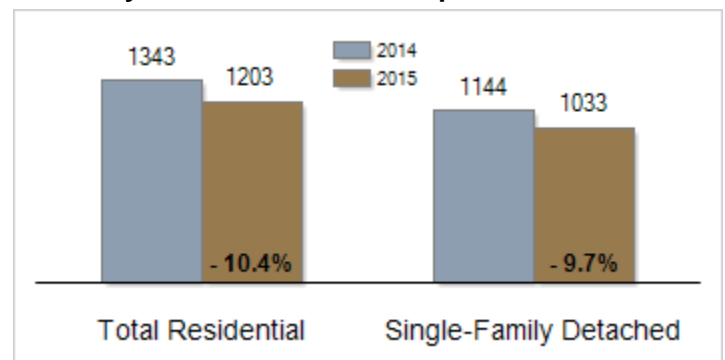
Percent of Original List Price Received at Sale



Average Days on Market Until Sale



Inventory of Homes for Sale: September



All information presented is based on data supplied by TReND MLS. TReND MLS does not guarantee nor is it responsible for its accuracy. Data maintained by the MLS may not reflect all real estate activities in the market. Information is deemed reliable but not guaranteed.