

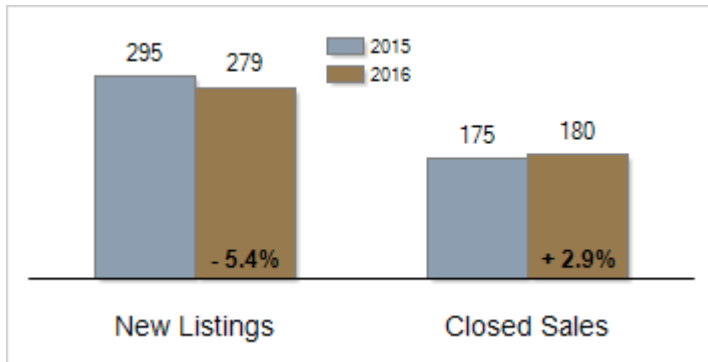


# Patterson-Schwartz Real Estate Residential Market Update

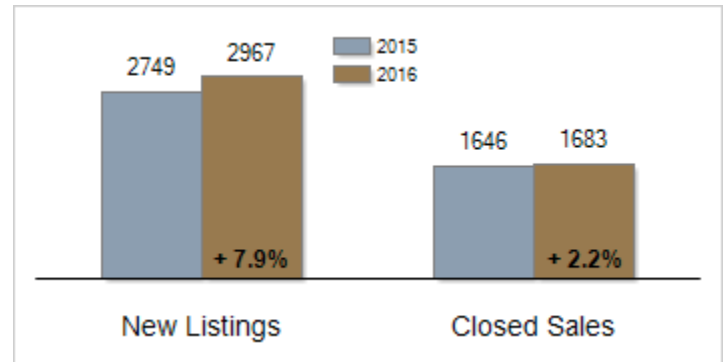
As of Wednesday, November 09, 2016 12:55:35 PM

All Kent County	October			Year To Date		
	2015	2016	Change	2015	2016	Change
<b>New Listings</b>	295	279	- 5.4%	2749	2967	+ 7.9%
<b>Closed Sales</b>	175	180	+ 2.9%	1646	1683	+ 2.2%
<b>Pending Sales</b>	150	194	+ 29.3%	1695	1813	+ 7.0%
<b>Median Sales Price</b>	\$194,100	\$197,550	+ 1.8%	\$190,500	\$199,000	+ 4.5%
<b>% of Original List Price Received at Sale</b>	94.6%	90.6%	- 4.0%	94.7%	94.6%	- 0.1%
<b>Average Days on Market Until Sale</b>	97	87	- 10.3%	91	88	- 3.3%
<b>Total Residential Listing Inventory (as of 10/31)</b>	1263	1222	- 3.2%			
<b>Single-Family Detached Inventory (as of 10/31)</b>	1085	1050	- 3.2%			

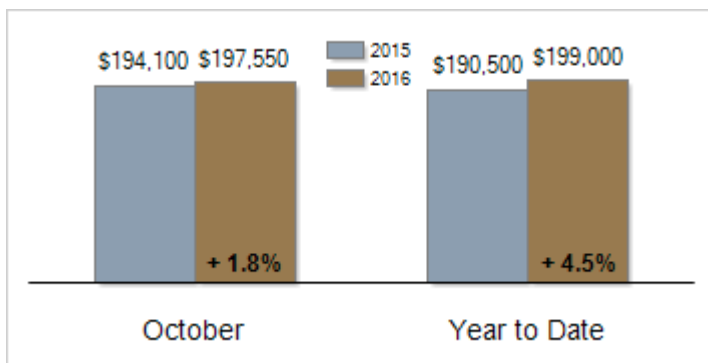
Activity: October



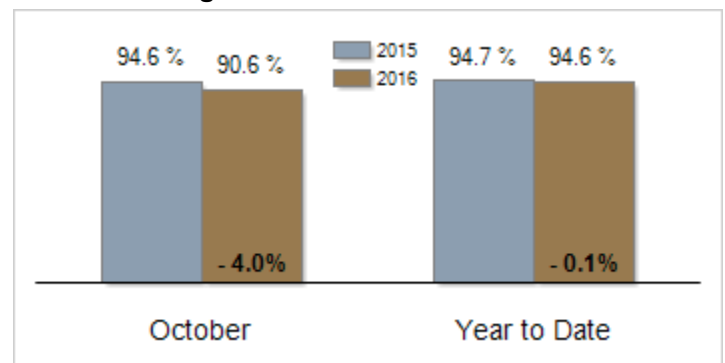
Activity: Year to Date



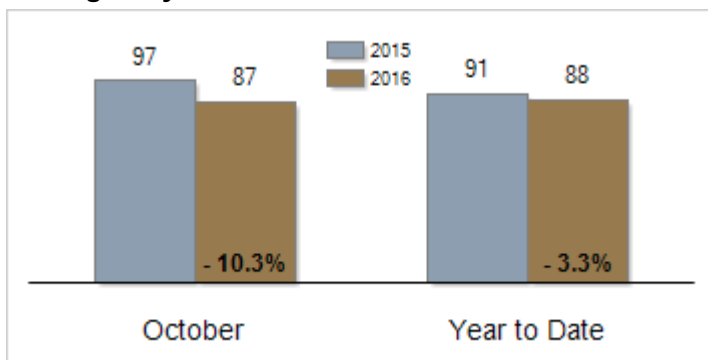
Median Sales Price



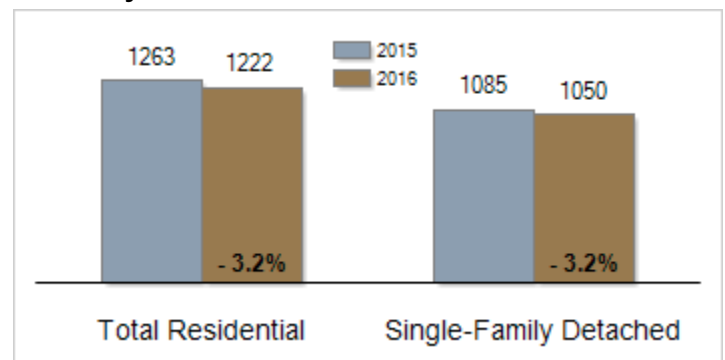
Percent of Original List Price Received at Sale



Average Days on Market Until Sale



Inventory of Homes for Sale: October



All information presented is based on data supplied by TReND MLS. TReND MLS does not guarantee nor is it responsible for its accuracy. Data maintained by the MLS may not reflect all real estate activities in the market. Information is deemed reliable but not guaranteed.