

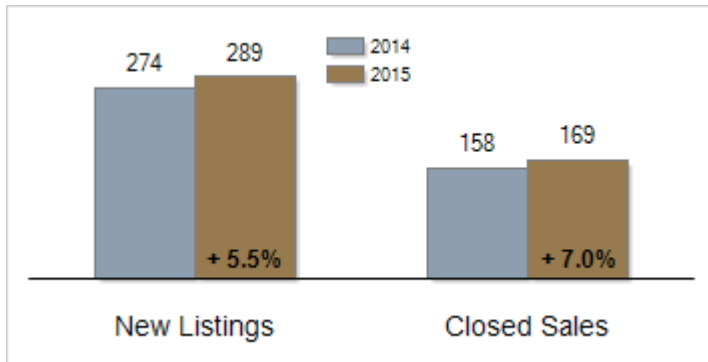


# Patterson-Schwartz Real Estate Residential Market Update

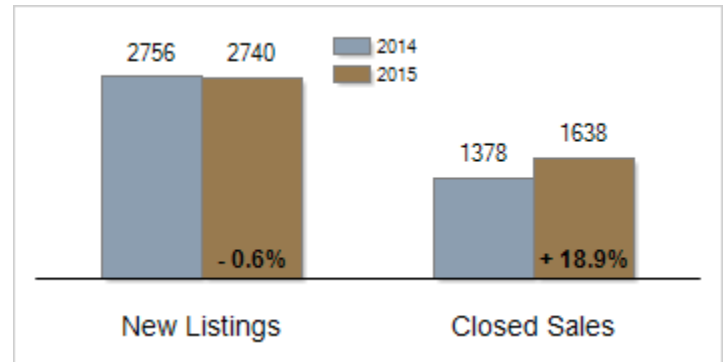
As of Monday, November 09, 2015 12:07:05 PM

All Kent County	October			Year To Date		
	2014	2015	Change	2014	2015	Change
<b>New Listings</b>	274	289	+ 5.5%	2756	2740	- 0.6%
<b>Closed Sales</b>	158	169	+ 7.0%	1378	1638	+ 18.9%
<b>Pending Sales</b>	155	155	+ 0.0%	1508	1719	+ 14.0%
<b>Median Sales Price</b>	\$196,500	\$194,100	- 1.2%	\$185,000	\$190,250	+ 2.8%
<b>% of Original List Price Received at Sale</b>	94.2%	94.3%	+ 0.1%	94.5%	94.7%	+ 0.2%
<b>Average Days on Market Until Sale</b>	102	96	- 5.9%	102	91	- 10.8%
<b>Total Residential Listing Inventory (as of 10/31)</b>	1322	1195	- 9.6%			
<b>Single-Family Detached Inventory (as of 10/31)</b>	1145	1024	- 10.6%			

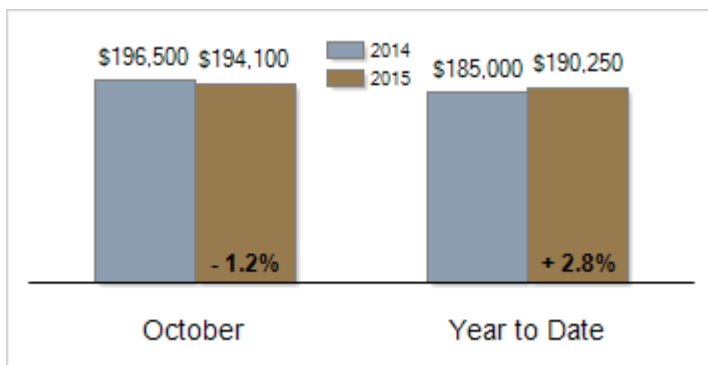
Activity: October



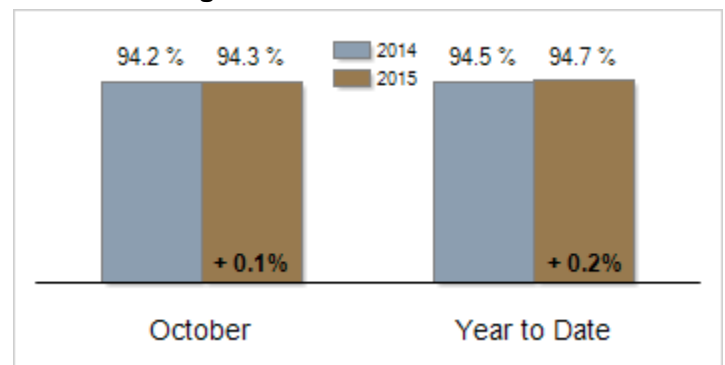
Activity: Year to Date



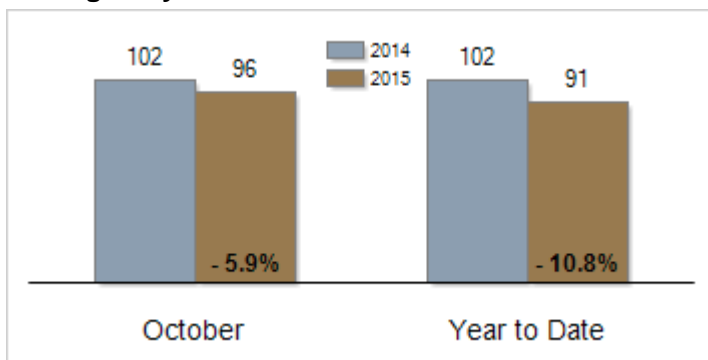
Median Sales Price



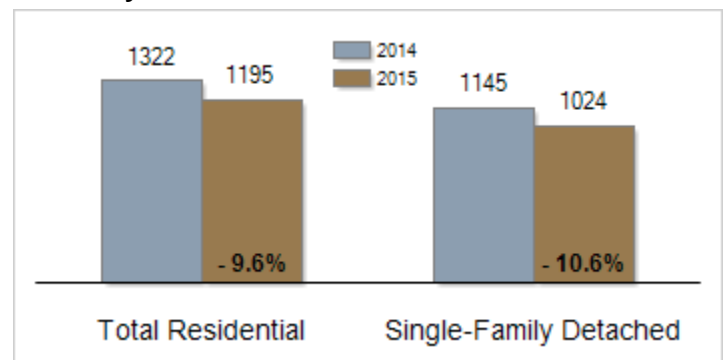
Percent of Original List Price Received at Sale



Average Days on Market Until Sale



Inventory of Homes for Sale: October



All information presented is based on data supplied by TReND MLS. TReND MLS does not guarantee nor is it responsible for its accuracy. Data maintained by the MLS may not reflect all real estate activities in the market. Information is deemed reliable but not guaranteed.