

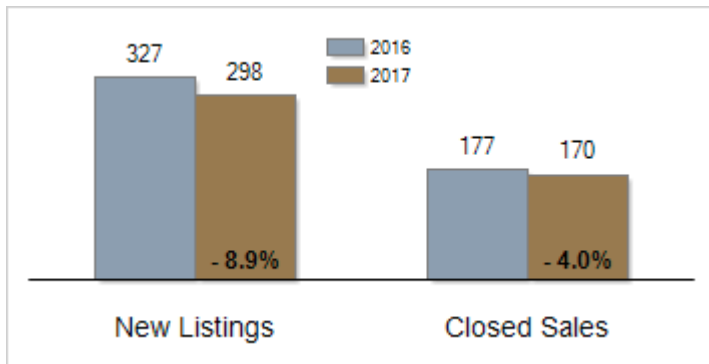


Patterson-Schwartz Real Estate Residential Market Update

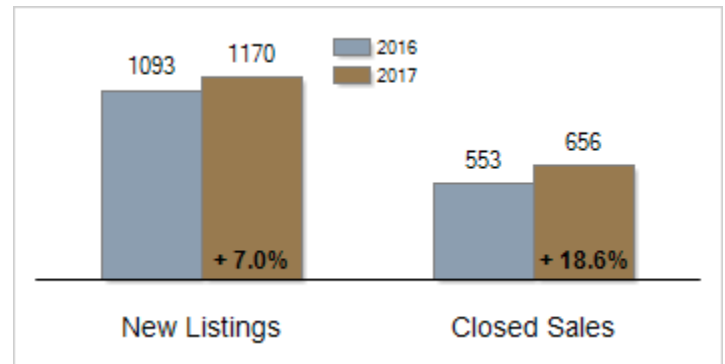
As of Wednesday, May 10, 2017 4:35:25 PM

All Kent County	April			Year To Date		
	2016	2017	Change	2016	2017	Change
New Listings	327	298	- 8.9%	1093	1170	+ 7.0%
Closed Sales	177	170	- 4.0%	553	656	+ 18.6%
Pending Sales	188	220	+ 17.0%	660	792	+ 20.0%
Median Sales Price	\$200,000	\$194,500	- 2.8%	\$195,721	\$194,000	- 0.9%
% of Original List Price Received at Sale	95.1%	95.9%	+ 0.8%	94.9%	94.4%	- 0.5%
Average Days on Market Until Sale	96	89	- 7.3%	94	94	+ 0.0%
Total Residential Listing Inventory (as of 04/30)	1252	1140	- 8.9%			
Single-Family Detached Inventory (as of 04/30)	1077	988	- 8.3%			

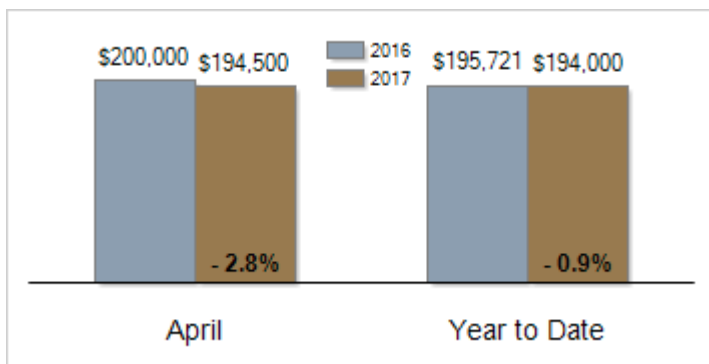
Activity: April



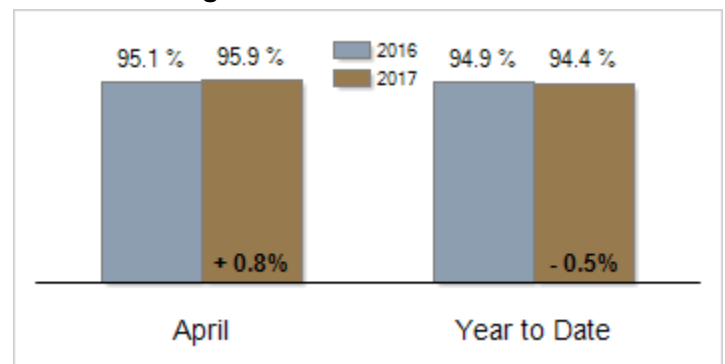
Activity: Year to Date



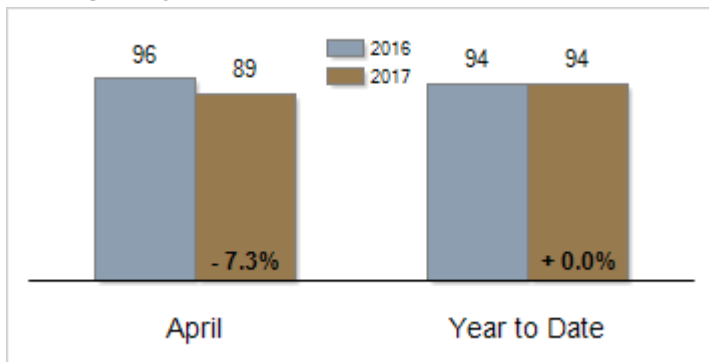
Median Sales Price



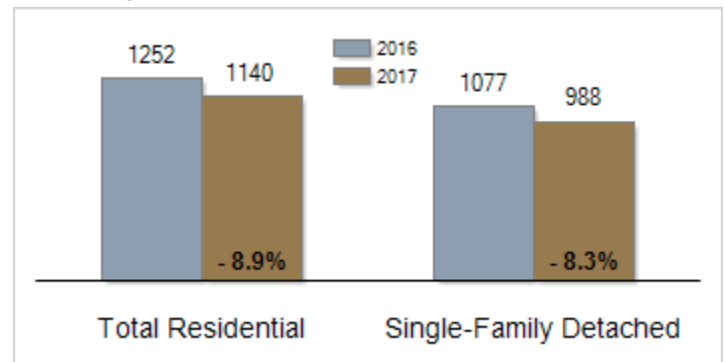
Percent of Original List Price Received at Sale



Average Days on Market Until Sale



Inventory of Homes for Sale: April



All information presented is based on data supplied by TRend MLS. TRend MLS does not guarantee nor is it responsible for its accuracy. Data maintained by the MLS may not reflect all real estate activities in the market. Information is deemed reliable but not guaranteed.