

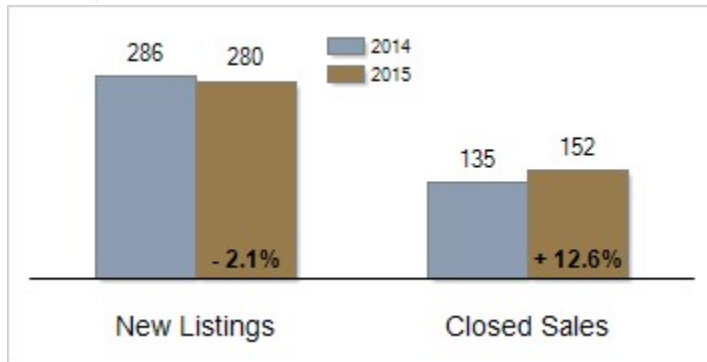


# Patterson-Schwartz Real Estate Residential Market Update

As of Thursday, May 07, 2015 1:37:02 PM

All Kent County	April			Year To Date		
	2014	2015	Change	2014	2015	Change
New Listings	286	280	- 2.1%	992	981	- 1.1%
Closed Sales	135	152	+ 12.6%	442	505	+ 14.3%
Pending Sales	143	187	+ 30.8%	531	634	+ 19.4%
Median Sales Price	\$175,000	\$196,000	+ 12.0%	\$183,400	\$190,000	+ 3.6%
% of Original List Price Received at Sale	93.1%	94.1%	+ 1.0%	94.0%	94.1%	+ 0.1%
Average Days on Market Until Sale	123	96	- 22.0%	118	92	- 22.0%
Total Residential Listing Inventory (as of 04/30)	1285	1148	- 10.7%			
Single-Family Detached Inventory (as of 04/30)	1094	979	- 10.5%			

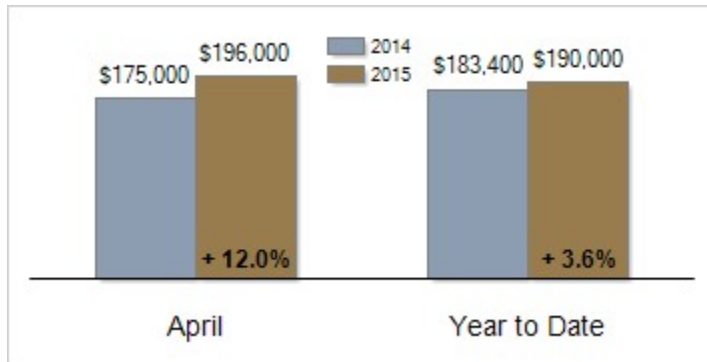
## Activity: April



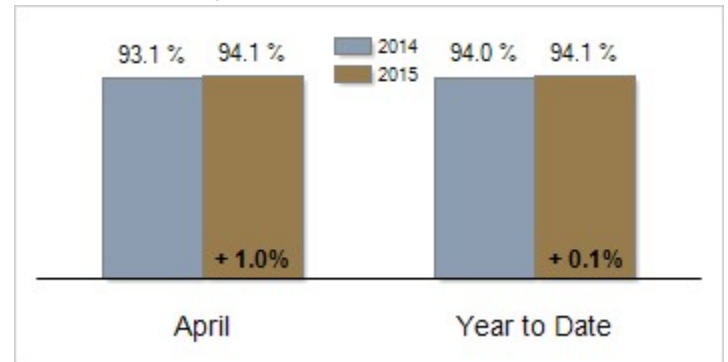
## Activity: Year to Date



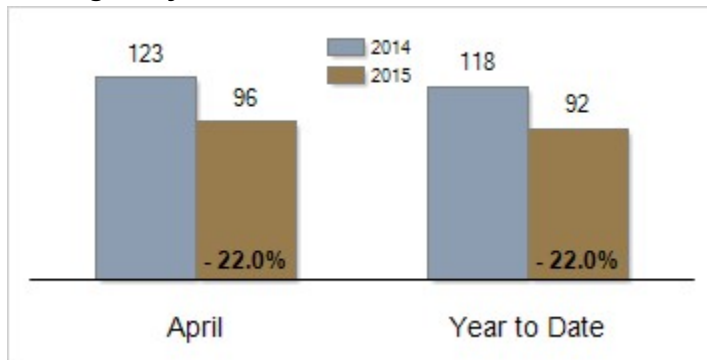
## Median Sales Price



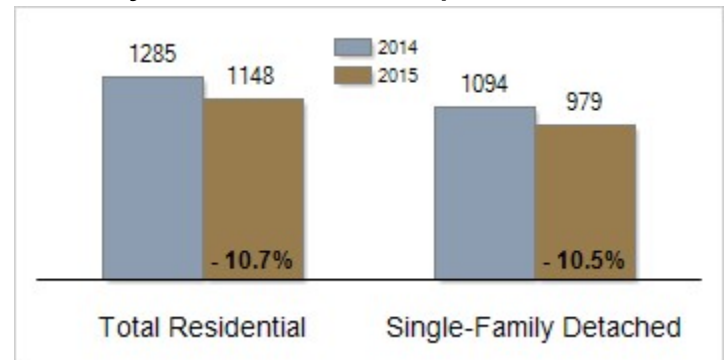
## Percent of Original List Price Received at Sale



## Average Days on Market Until Sale



## Inventory of Homes for Sale: April



All information presented is based on data supplied by TReND MLS. TReND MLS does not guarantee nor is it responsible for its accuracy. Data maintained by the MLS may not reflect all real estate activities in the market. Information is deemed reliable but not guaranteed.