Patterson-Schwartz Real Estate
Residential Market Update

As of Friday, March 6, 2020 2:34:22 PM

All Kent County	February			Year To Date		
	2019	2020	Change	2019	2020	Change
New Listings	265	256	- 3.4%	478	508	+ 6.3%
Closed Sales	164	166	+ 1.2%	286	340	+ 18.9%
Pending Sales	196	206	+ 5.1%	367	411	+ 12.0%
Median Sales Price	$222,500	$235,000	+ 5.6%	$219,000	$230,750	+ 5.4%
% of Original List Price Received at Sale	96.5%	97.4%	+ 0.9%	96.4%	96.4%	+ 0.0%
Average Days on Market Until Sale	73	63	- 13.7%	74	63	- 14.9%
Total Residential Listing Inventory (as of 02/29)	586	652	+ 11.3%			
Single-Family Detached Inventory (as of 02/29)	518	563	+ 8.7%			

Activity: February

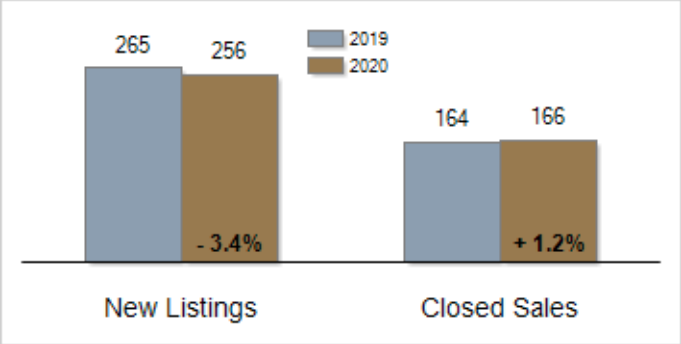

Activity: Year to Date

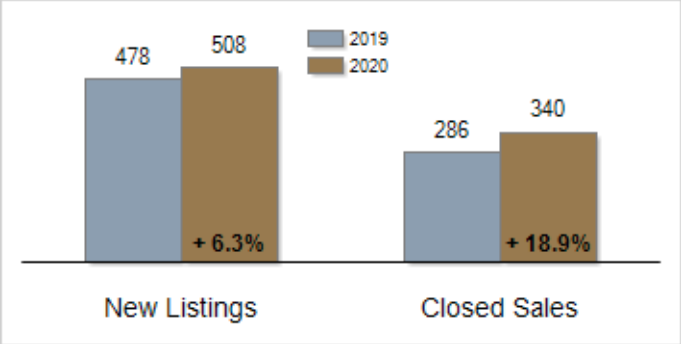

Median Sales Price

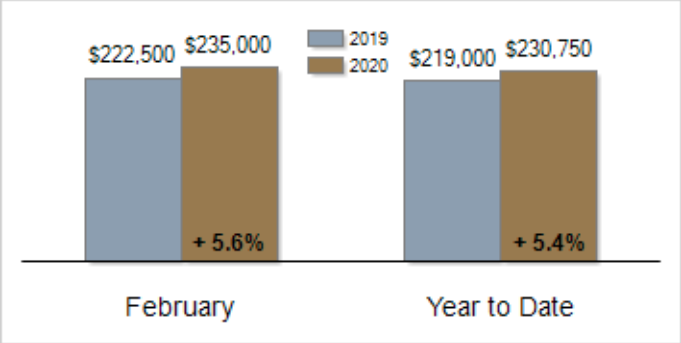

Percent of Original List Price Received at Sale

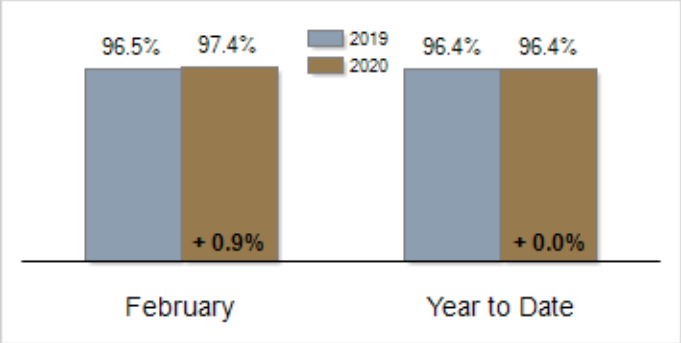

Average Days on Market Until Sale

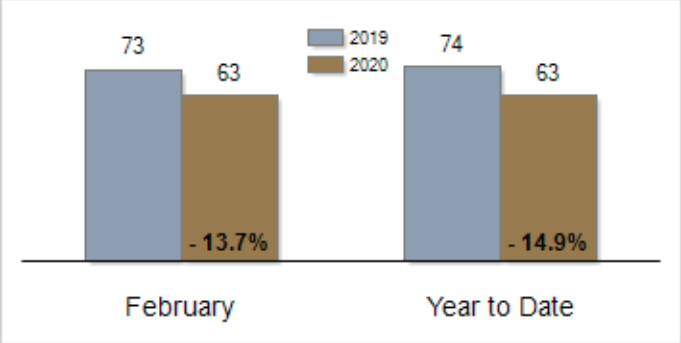

Inventory of Homes for Sale: February

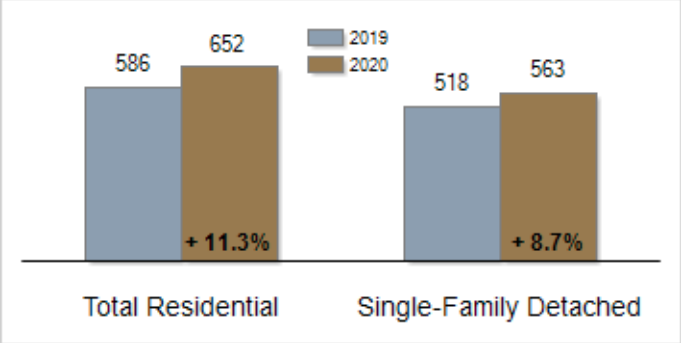

All information presented is based on data supplied by BRIGHT MLS. BRIGHT MLS does not guarantee nor is it responsible for its accuracy.
Data maintained by the MLS may not reflect all real estate activities in the market. Information is deemed reliable but not guaranteed.