



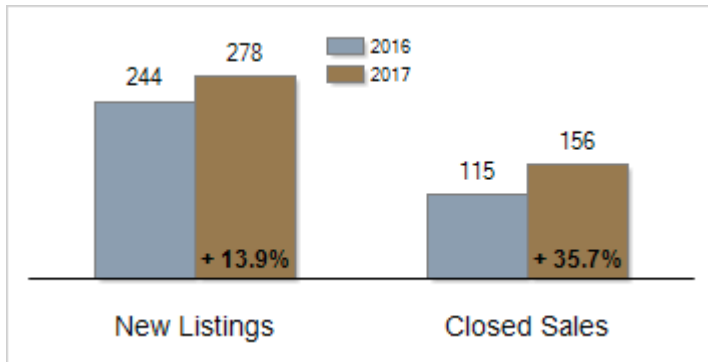
Patterson-Schwartz Real Estate

Residential Market Update

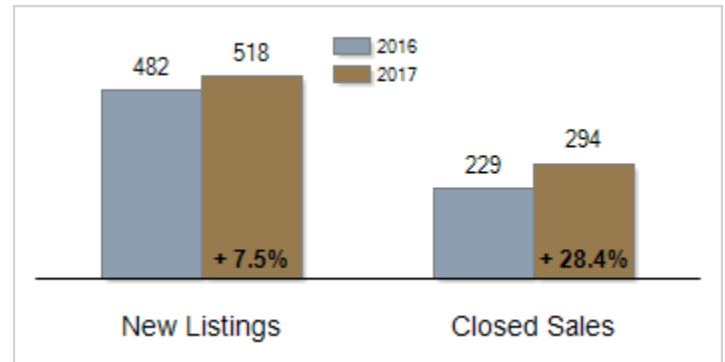
As of Friday, March 10, 2017 10:10:50 AM

All Kent County	February			Year To Date		
	2016	2017	Change	2016	2017	Change
New Listings	244	278	+ 13.9%	482	518	+ 7.5%
Closed Sales	115	156	+ 35.7%	229	294	+ 28.4%
Pending Sales	137	161	+ 17.5%	273	346	+ 26.7%
Median Sales Price	\$190,000	\$194,000	+ 2.1%	\$193,000	\$192,700	- 0.2%
% of Original List Price Received at Sale	94.5%	92.7%	- 1.8%	94.7%	93.2%	- 1.5%
Average Days on Market Until Sale	94	95	+ 1.1%	90	95	+ 5.6%
Total Residential Listing Inventory (as of 02/28)	1211	1105	- 8.8%			
Single-Family Detached Inventory (as of 02/28)	1034	955	- 7.6%			

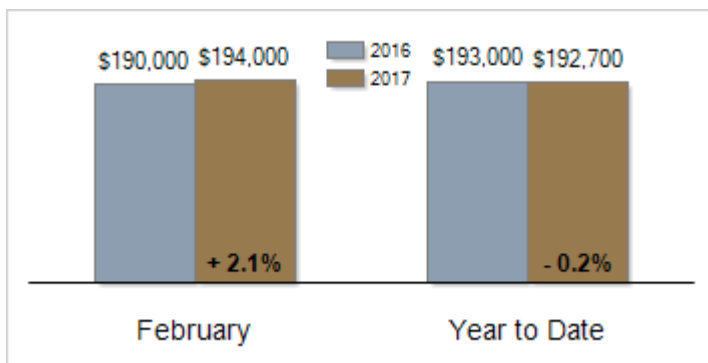
Activity: February



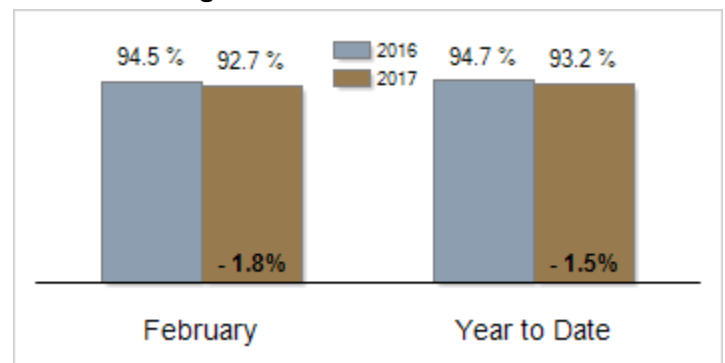
Activity: Year to Date



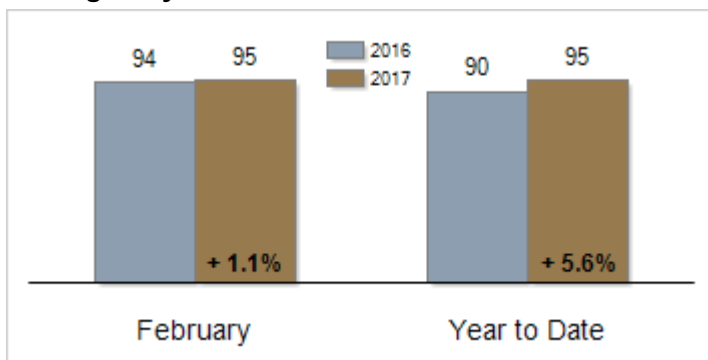
Median Sales Price



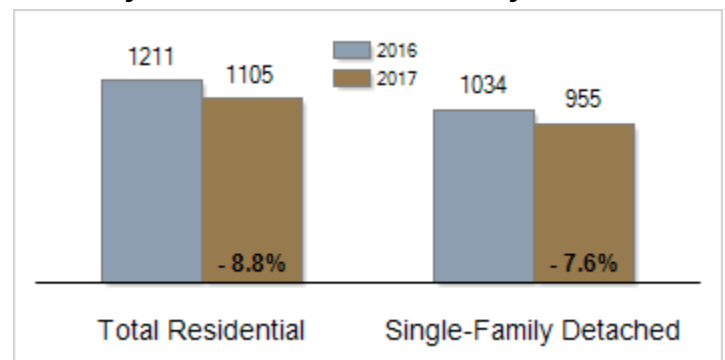
Percent of Original List Price Received at Sale



Average Days on Market Until Sale



Inventory of Homes for Sale: February



All information presented is based on data supplied by TReND MLS. TReND MLS does not guarantee nor is it responsible for its accuracy. Data maintained by the MLS may not reflect all real estate activities in the market. Information is deemed reliable but not guaranteed.