

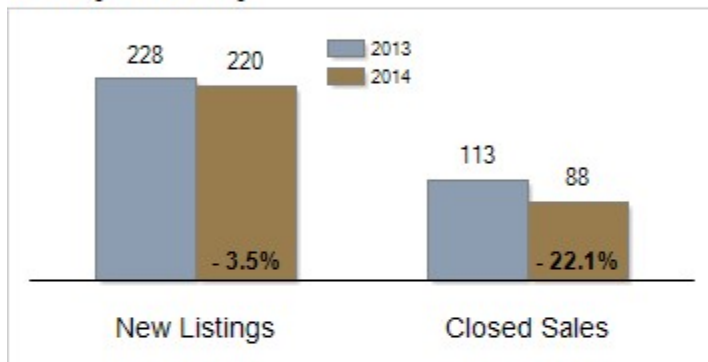


Patterson-Schwartz Real Estate Residential Market Update

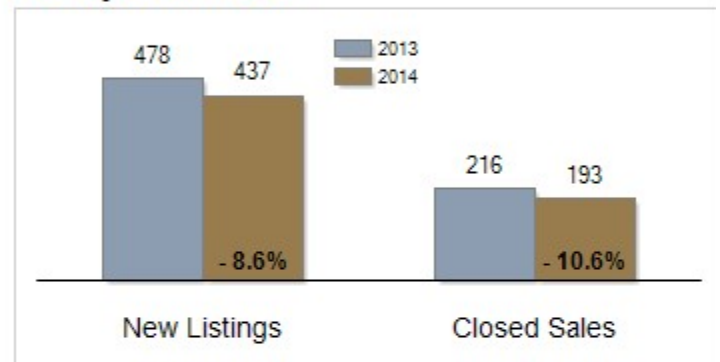
As of Monday, March 10, 2014 10:04:45 AM

All Kent County	February			Year To Date		
	2013	2014	Change	2013	2014	Change
New Listings	228	220	- 3.5%	478	437	- 8.6%
Closed Sales	113	88	- 22.1%	216	193	- 10.6%
Pending Sales	112	119	+ 6.3%	231	241	+ 4.3%
Median Sales Price	\$170,000	\$175,000	+ 2.9%	\$163,500	\$180,000	+ 10.1%
% of Original List Price Received at Sale	93.4%	92.9%	- 0.5%	92.6%	94.3%	+ 1.7%
Average Days on Market Until Sale	93	124	+ 33.3%	92	128	+ 39.1%
Total Residential Listing Inventory (as of 02/28)	1179	1135	- 3.7%			
Single-Family Detached Inventory (as of 02/28)	988	980	- 0.8%			

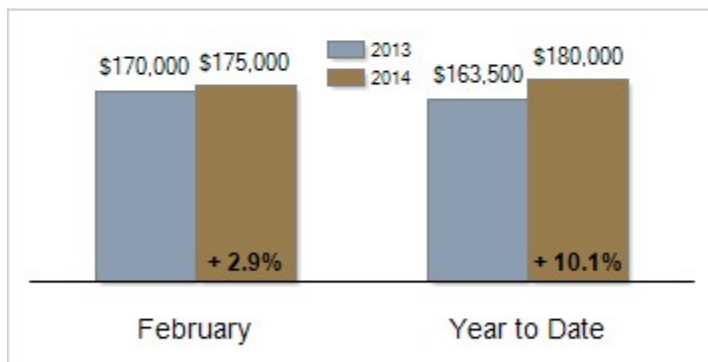
Activity: February



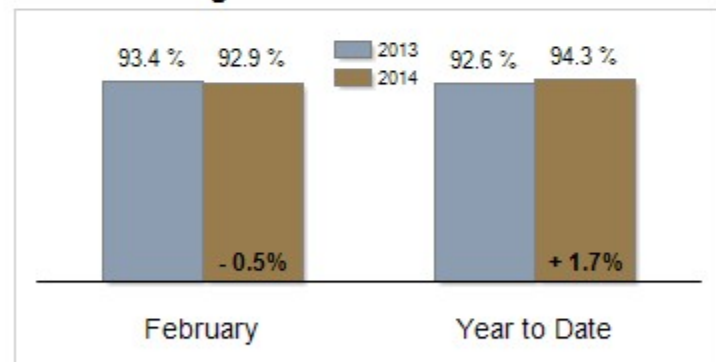
Activity: Year to Date



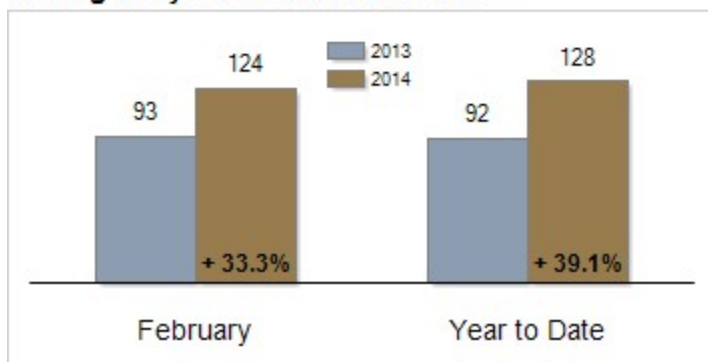
Median Sales Price



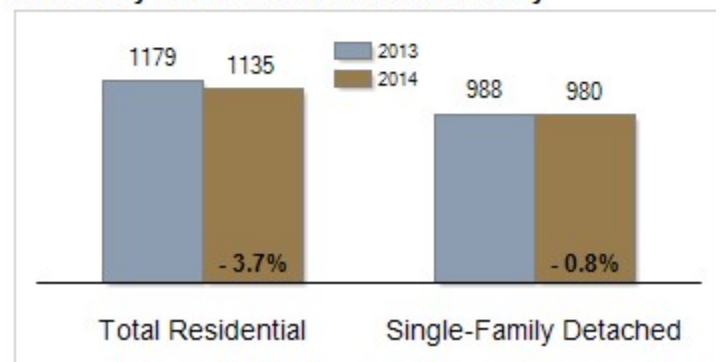
Percent of Original List Price Received at Sale



Average Days on Market Until Sale



Inventory of Homes for Sale: February



All information presented is based on data supplied by TREND MLS. TREND MLS does not guarantee nor is it responsible for its accuracy. Data maintained by the MLS may not reflect all real estate activities in the market. Information is deemed reliable but not guaranteed.