



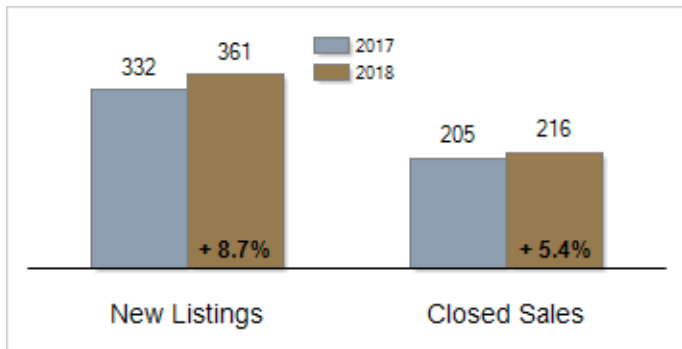
Patterson-Schwartz Real Estate

Residential Market Update

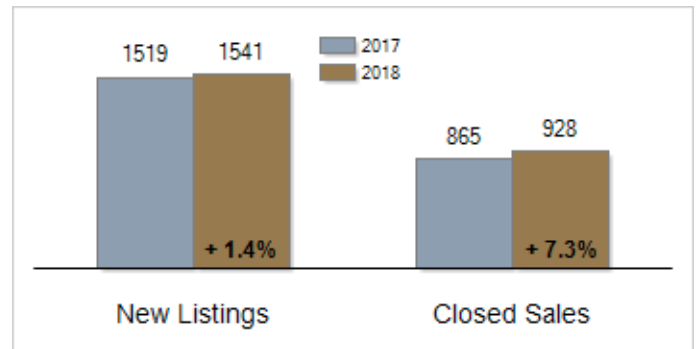
As of Friday, June 08, 2018 4:38:59 PM

All Kent County	May			Year To Date		
	2017	2018	Change	2017	2018	Change
New Listings	332	361	+ 8.7%	1519	1541	+ 1.4%
Closed Sales	205	216	+ 5.4%	865	928	+ 7.3%
Pending Sales	246	224	- 8.9%	1032	1080	+ 4.7%
Median Sales Price	\$208,320	\$216,346	+ 3.9%	\$198,500	\$199,900	+ 0.7%
% of Original List Price Received at Sale	96.0%	97.4%	+ 1.4%	94.8%	96.6%	+ 1.8%
Average Days on Market Until Sale	87	64	- 26.4%	92	71	- 22.8%
Total Residential Listing Inventory (as of 05/31)	1210	966	- 20.2%			
Single-Family Detached Inventory (as of 05/31)	1042	825	- 20.8%			

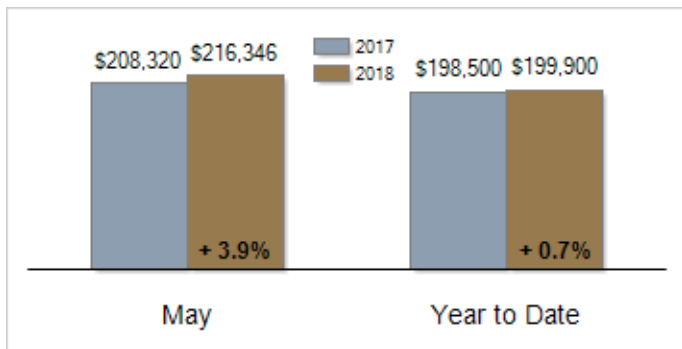
Activity: May



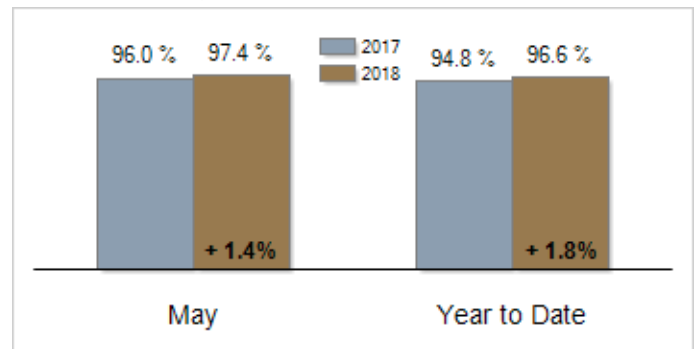
Activity: Year to Date



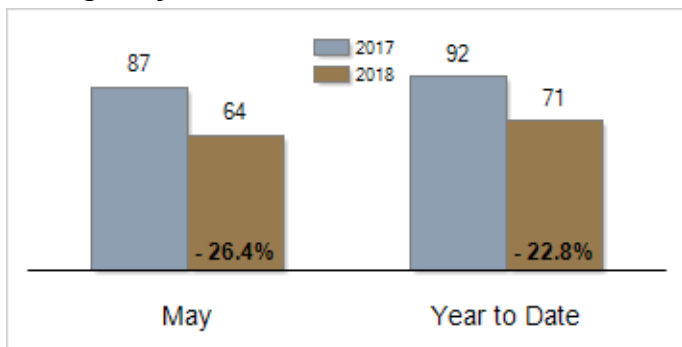
Median Sales Price



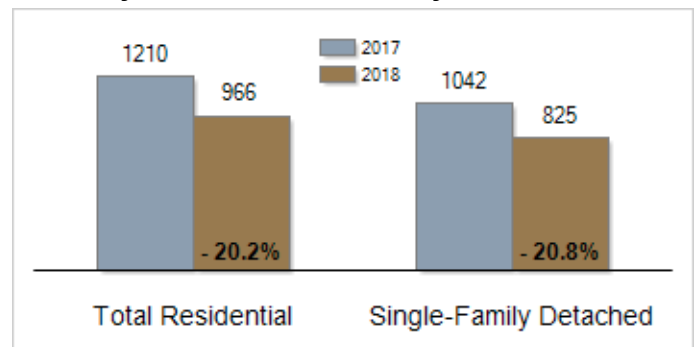
Percent of Original List Price Received at Sale



Average Days on Market Until Sale



Inventory of Homes for Sale: May



All information presented is based on data supplied by TReND MLS. TReND MLS does not guarantee nor is it responsible for its accuracy. Data maintained by the MLS may not reflect all real estate activities in the market. Information is deemed reliable but not guaranteed.